VIOX®

low voltage electronic components

Professional manufacturer

[ODM/OEM·Shared Manufacturer]



www.viox.com

VIOX ELECTRIC CO., LTD.

ADD: 1st Building, East Innovation Zone, Wengyang Town, Yueqing City, Zhejiang Province, China

Tel: +86-18066396588 Http://www.viox.com E-mail: sales@viox.com

CONTENTS

A

	Molded case circuit breaker series	01-44
	VM6 series molded case circuit breaker	01-08
	VM6AL series thermomagnetic molded case circuit breaker (overload alarm without trip)	09-14
	VM6RT series thermomagnetic double adjustable molded case circuit breaker	15-20
	VM6LY series thermomagnetic leakage molded case circuit breaker	21-26
	VM6E series electronic molded case circuit breaker	27-32
	VM6EY series electronic LCD molded case circuit breaker	33-38
	VM6ELY series electronic LCD leakage molded case circuit breaker	39-44

B

	New energy circuit breaker series	45-50
	VM7 series new energy high-voltage circuit breaker	45-47
	VM7DC series new energy DC circuit breaker	48-50

C

	IoT circuit breaker series	51-54
	IoT circuit breaker	51-52
	IoT intelligent circuit breaker	53-54

D

	Reclosing circuit breaker series	55-60
	VM6LE photovoltaic IoT reclosing circuit breaker	55-58
	Residual current operated circuit breaker	59-60

E

	Phase-change switch series	61-64
	Three-phase unbalanced phase-change switch	61-62
	Multifunctional phase-change switch	63-64

F

	Electric operation series	65-70
	DC6 series electric operating mechanism	65-66
	Intelligent four-remote circuit breaker	67-68
	ECB cost control molded case circuit breaker	69-70

VM6

Thermomagnetic molded case circuit breaker



- Low temperature rise
- Small volume
- Integration
- Multiple contact blades designv
- Equipped with thermomagnetic protection function

VM6 series thermomagnetic molded case circuit breaker quick selection table

VM6 -	160	M	P1	/	4	3
Product code: VM6 series thermomagnetic molded case circuit breaker	Frame current optional code: 125 160 250 400 630 800 1250 2000	Short circuit breaking capacity optional code: C： Basic type S： Standard type M： Moderate breaking type H： High breaking type Note: 400、630、800、1250、2000A only available for M and H types	Optional operation code: No code: direct operation P1： DC3 electric operation (market standard) P2： DC6 series electric operation (SHANGTU type) ZY1： Rotating handle (manual center type-circular handle)-(preferred for regular type) ZF1： Rotating handle (manual center type-square handle) ZY2： Rotating handle (manual eccentric-circular handle) ZF2： Rotating handle (manual eccentric-square handle) Z3： Rotating handle (manual operation integrated) (Only available for 125, 160 and 250) Note: 1P and 2P products only have direct operation function Electric operating voltage: DC24, DC110V, DC220V AC230V, AC400V; Conventional: AC230V.		Poles number code: 1: 1P 2: 2P 3: 3P 4: 4P Note: 125: 1P, 2P, 3P, 4P 160: 2P (except for M, H), 3P, 4P 250-2000: only 3P, 4P	Release method optional code: 2： Only electromagnetic release 3： Thermal+ electromagnetic release

00	2	2	1	/	P	Z	In=100A
Internal accessory optional code: Internal accessory optional code: See the “Installation details of internal accessories for VM6 series thermomagnetic molded case circuit breaker” Note: 125: 1P product has no internal accessories; The standard factory default is lead type: wire length 500mm (other lengths need to be customized); the terminal types can be custom-made; undervoltage accessories only have terminal types	Usage code : No code:For power distribution protection 2: For motor protection Note: ≤40A 8.5In no action, 500A action, 700A-2000A no motor protection type	4P product optional code: A: The N pole is not equipped with overcurrent release, and the N pole is always connected B: The N pole is not equipped with overcurrent release, and the N pole is open and closed together with the other three poles C: The N pole is equipped with overcurrent release and the N pole is open and closed together with the other three poles D: The N pole is equipped with overcurrent release, and the N pole is always connected	Additional function code： No code: normal product V: Low temperature rise type 50K VI: Low temperature rise type 40K		Optional installation and wiring method code: No code: front-panel wiring (fixed type)P: Connection bar (extension copper bar) Z1:Back-panel wiring (fixed type) Z2Q: Plug-in front-panel wiring (split type) Z2H: plug-in back-panel wiring (split type) Z3Q: plug-in front-panel wiring (integrated type) Z3H: plug-in back-panel wiring (integrated type) DF: Draw-out front-panel wiring DR: Draw-out back-panel wiring K: Wiring box type JK: Incoming terminal only: wiring box type CK: Outgoing terminal only: wiring box type Note: The 1P and 2P products only have connecting bars and back-panel wiring Draw-out type not available for 125, 160, 250; 4P plug-in type (split type) not available for 125 1250 and 2000 only have connecting bars	Protective accessory code No code: normal product Z: Terminal cover Note: The terminal cover only available for three poles; 400, 630 are classified to narrow and long type, wide and long type, default to wide and long type; 125, 2000, currently unavailable	Rated current: 125： 10A、16A、20A、25A、32A、40A、50A、63A、80A、100A、125A 160： 16A、20A、25A、32A、40A、50A、63A、80A、100A、125A、160A 250： 100A、125A、160A、180A、200A、225A、250A 400： 250A、315A、350A、400A 630： 400A、500A、630A 800： 500A、630A、700A、800A 1250： 800A、1000A、1250A 2000： 1000A、1250A、1500A、2000A

Main performance indicator

Molded case circuit breaker		VM6-125				VM6-160			
Frame current In::		10A、16A、20A、25A、32A、40A、50A、63A、80A、100A、125A				10A、16A、20A、25A、32A、40A、50A、63A、80A、100A、125A、140A、160A			
Short circuit breaking capacity code:		C	S	M	H	C	S	M	H
Number of poles:		1P；2P；3P；4P				2P（无M/H）;3P；4P			
Rated working voltage Ue (V), AC:		AC230V AC400V AC690V	AC230V AC400V AC690V	AC230V(1P)；AC400V(2P/3P/4P)	AC230V(1P)；AC400V(2P/3P/4P)	AC230V AC400V AC690V	AC230V; AC400V; AC690V	AC230V AC400V AC690V	AC230V AC400V AC690V
Rated insulation voltage Ui (V):		1000V	1000V	1000V	1000V	1000V	1000V	1000V	1000V
Rated impulse withstand voltage Uimp (kV):		8kV	8kV	8kV	8kV	8kV	8kV	8kV	8kV
Rated service short-circuit breaking capacity Ics (% Icu);	AC230V:	5kA	15kA	35kA（3P/4P）	50kA	7kA	10kA	25kA	35kA
	AC400V:	5kA	13kA(3P/4P)	18kA(2P/3P/4P)	50kA	10kA	13kA;	18kA	35kA（2P） 50kA（3P/4P）
	AC690V:	3kA	3kA(3P/4P)	5kA(3p/4P)	8kA	2kA	3kA	5kA	10kA
Rated ultimate short-circuit breaking capacity Icu (kA):	AC230V:	8kA	30kA	36kA（1P） 50kA（3P/4P）	50kA	10kA	20kA	30kA	50kA
	AC400V:	8kA	25kA(3p/4P)	36kA(2P/3P/4P)	50kA	15kA	25kA	36kA	50kA
	AC690V:	5kA	6kA(3p/4P)	10kA(3p/4P)	15kA	8kA	6kA	10kA	15kA
Selective category:		Class A							
Overcurrent release type:		Thermomagnetic type							
VM6 outline dimension (mm) Width (W)*Length (L)*Height (H)	Frame current	VM6-125				VM6-160			
	Number of poles	1P	2P	3P	4P	2P	3P	4P	
	Width	25	50	75	100	60	90	120	
	Length	130	130	130	130	155	155	155	
	Height/face cover	68	68	68	68	68/82	68/82	68/82	
	Height/ handle	94.5	94.5	94.5	94.5	94/108	94/108	94/108	

Note: The height from the bottom of the base to the (face cover/handle)

Main performance indicator

Molded case circuit breaker		VM6-250				VM6-400			VM6-630	
Frame current In::		100A,125A,140A,160A,180A,200A,225A,250A				250A、315A、350A、400A			500A、630A	
Short circuit breaking capacity code:		C	S	M	H	S	M	H	M	H
Number of poles:		3P；4P				3P；4P			3P；4P	
Rated working voltage Ue (V), AC:		AC230V AC400V AC690V	AC230V; AC400V; AC690V	AC230V AC400V AC690V	AC230V AC400V AC690V	AC230V AC400V AC690V	AC230V AC400V AC690V	AC230V AC400V AC690V	AC230V AC400V AC690V	AC230V AC400V AC690V
Rated insulation voltage Ui (V):		1000V	1000V	1000V	1000V	1000V	1000V	1000V	1000V	1000V
Rated impulse withstand voltage Uimp (kV):		8kV	8kV	8kV	8kV	8kV	8kV	8kV	8kV	8kV
Rated service short-circuit breaking capacity Ics (% Icu);	AC230V:	20kA	25kA	40kA	50kA	25kA	40kA	50kA	20kA	30kA
	AC400V:	10kA	15kA	35kA	50kA	15kA	35kA	65kA	35kA	65kA
	AC690V:	3kA	4kA	10kA	15kA	4kA	10kA	12kA	5kA	30kA
Rated ultimate short-circuit breaking capacity Icu (kA):	AC230V:	30kA	50kA	65kA	70kA	50kA	65kA	70kA	30kA	50kA
	AC400V:	15kA	30kA	50kA	65kA	30kA	50kA	65kA	50kA	65kA
	AC690V:	5kA	8kA	15kA	20kA	8kA	20kA	25kA	10kA	20kA
Selective category:		Class A								
Overcurrent release type:		Thermomagnetic type								
VM6 outline dimension (mm) Width (W)*Length (L)*Height (H)	Frame current	VM6-250				VM6-400			VM6-630	
	Number of poles	3P		4P		3P	4P		3P	4P
	Width	105		140		140	184		140	184
	Length	165		165		257	257		257	257
	Height/face cover	68	88	68	88	103	103		103	103
	Height/ handle	96	116	96	116	152	152		152	152

Note: The height from the bottom of the base to the (face cover/handle)

Main performance indicator

Molded case circuit breaker		VM6-800		VM6-1250			VM6-2000	
Frame current In::		500A、630A、700A、800A		630A、700A、800A、1000A、1250A			1000A、1250A、1600A、2000	
Short circuit breaking capacity code:		M	H	S	M	H	M	H
Number of poles:		3P；4P		3P；4P			3P；4P	
Rated working voltage Ue (V), AC:		AC230V AC400V AC690V	AC230V AC400V AC690V	AC240V; AC400V; C690V	AC230V AC400V AC690V	AC230V AC400V AC690V	AC400V AC690V	AC690V AC400V
Rated insulation voltage Ui (V):		1000V	1000V	1000V	1000V	1000V	1000V	1000V
Rated impulse withstand voltage Uimp (kV):		8kV	8kV	8kV	8kV	8kV	8kV	8kV
Rated service short-circuit breaking capacity Ics (% Icu);	AC230V:	65kA	70kA	40kA	65kA	70kA	-	-
	AC400V:	50kA	65kA	35kA	50kA	65kA	50kA	85kA
	AC690V:	15kA	20kA	10kA	15kA	20kA	20kA	20kA
Rated ultimate short-circuit breaking capacity Icu (kA):	AC230V:	80kA	85kA	65kA	80kA	85kA	-	-
	AC400V:	65kA	85kA	50kA	65kA	85kA	50kA	100kA
	AC690V:	25kA	35kA	20kA	25kA	35kA	20kA	20kA
Selective category:		Class A						
Overcurrent release type:		Thermomagnetic type						
VM6 outline dimension (mm) Width (W)*Length (L)*Height (H)	Frame current	VM6-800		VM6-1250			VM6-2000	
	Number of poles	3P	4P	3P	4P		3P	4P
	Width	210	280	210	280		210	280
	Length	275.5	275.5	275.5	275.5		340	340
	Height/face cover	103	103	103	103		141	141
	Height/ handle	152	152	152	152		244	244

Note: The height from the bottom of the base to the (face cover/handle)

Accessory

Molded case circuit breaker:		VM6-125				VM6-160			VM6-250	
Number of poles		1P	2P	3P	4P	2P	3P	4P	3P	4P
VM6 external accessories:	Electric operation	—	—	■	■	—	■	■	■	■
	Manual operation	—	—	■	■	—	■	■	■	■
	Extension copper bar	■	■	■	■	■	■	■	■	■
	Mechanical interlocking	—	—	■	■	—	■	■	■	■
	Plug-in front-panel split type	—	—	■	■	—	■	■	■	■
	Plug-in front-panel integrated type	—	—	■	■	—	■	■	■	■
	Plug-in front-panel fixed type	—	—	■	■	—	■	■	■	■
	Plug-in back-panel split type	—	—	■	■	—	■	■	■	■
	Plug-in back-panel integrated type	—	—	■	■	—	■	■	■	■
	Plug-in back-panel fixed type	—	—	■	■	—	■	■	■	■
	Draw-out back-panel type	—	—	—	—	—	—	—	—	—

Accessory

Molded case circuit breaker:		VM6-400		VM6-630		VM6-800		VM6-1250		VM6-2000	
Number of poles		3P	4P	3P	4P	3P	4P	3P	4P	3P	4P
VM6 external accessories:	Electric operation	■	■	■	■	■	■	■	■	■	■
	Manual operation	■	■	■	■	■	■	■	■	■	■
	Extension copper bar	■	■	■	■	■	■	■	■	■	■
	Mechanical interlocking	■	■	■	■	■	■	—	—	—	—
	Plug-in front-panel split type	■	■	■	■	■	■	—	—	—	—
	Plug-in front-panel integrated type	■	■	■	■	■	■	—	—	—	—
	Plug-in front-panel fixed type	■	■	■	■	■	■	—	—	—	—
	Plug-in back-panel split type	■	■	■	■	■	■	—	—	—	—
	Plug-in back-panel integrated type	■	■	■	■	■	■	—	—	—	—
	Plug-in back-panel fixed type	■	■	■	■	■	■	—	—	—	—
	Draw-out back-panel type	■	—	■	—	■	—	—	—	—	—

Installation details of internal accessories for VM6 series thermomagnetic molded case circuit breaker

Internal accessory code and installation location	Model / Number of poles / Accessory name	VM6-125			VM6-160			VM6-250		VM6-400/630		VM6-800/1250/2000	
		2P	3P	4P	2P	3P	4P	3P	4P	3P	4P	3P	4P
00	None	—	—	—	—	—	—	—	—	—	—	—	—
08	Alarm contact	—	■	■	—	■	■	■	■	■	■	■	■
10	Shunt release	■	■	■	■	■	■	■	■	■	■	■	■
18	Shunt release alarm contact	—	■	■	—	■	■	■	■	■	■	■	■
20	Single auxiliary contact	■	■	■	■	■	■	■	■	■	■	■	■
27	Dual auxiliary contacts	■	■	■	■	■	■	■	■	■	■	■	■
28	Single auxiliary contact+alarm contact	—	■	■	—	■	■	■	■	■	■	■	■
29	Dual auxiliary contacts+alarm contact	—	■	■	—	■	■	■	■	■	■	■	■
30	Undervoltage release	■	■	■	■	■	■	■	■	■	■	■	■
38	Undervoltage release+alarm contact	—	■	■	—	■	■	■	■	■	■	■	■
40	Shunt release+single auxiliary contact	—	■	■	—	■	■	■	■	■	■	■	■
41	Shunt release+dual auxiliary contacts	—	■	■	—	■	■	■	■	■	■	■	■
48	Shunt release+auxiliary alarm contact	—	■	■	—	■	■	■	■	■	■	■	■
50	Shunt release+undervoltage release	—	■	■	—	■	■	■	■	■	■	■	■
60	Two sets of single auxiliary contacts	—	■	■	—	■	■	■	■	■	■	■	■
61	Single auxiliary contact+dual auxiliary contacts	—	■	■	—	■	■	■	■	■	■	■	■
62	Two sets of dual auxiliary contacts	—	■	■	—	■	■	■	■	■	■	■	■
68	Single auxiliary contact+auxiliary alarm contact	—	■	■	—	■	■	■	■	■	■	■	■
69	Dual auxiliary contacts+auxiliary alarm contact	—	■	■	—	■	■	■	■	■	■	■	■
70	Undervoltage release+single auxiliary contact	—	■	■	—	■	■	■	■	■	■	■	■
71	Undervoltage release+dual auxiliary contacts	—	■	■	—	■	■	■	■	■	■	■	■
78	Undervoltage release+auxiliary alarm contact	—	■	■	—	■	■	■	■	■	■	■	■



Note 1:
Code 50: 125, 160 require customized left undervoltage release; 250 requires customized left shunt release, with optional range of shunt and undervoltage voltage: DC24V, DC110V,DC220V, AC230V, AC400V; conventional: AC230V.

VM6AL

Thermomagnetic molded case circuit breaker (overload alarm without trip)



VM6AL series thermomagnetic molded case circuit breaker quick selection table (overload alarm without trip)

VM6AL -	160	M	P1	/	4	3
Product code: VM6AL series thermomagnetic molded case circuit breaker (overload alarm without trip)	Frame current optional code: 160 250 400 630 800	Short circuit breaking capacity optional code: C: Basic type S: Standard type M:Moderate breaking type H: High breaking type Note: Conventional: M type; 400, 630 and 800 only have M and H types	Optional operation code: : No code: direct operation P1:DC3 electric operation (market standard) P2: DC6 series electric operation (SHANGTUtype) ZY1:Rotating handle (manual center type-circular handle)-(preferred for regular type) ZF1:Rotating handle (manual center type-square handle) ZY2: Rotating handle (manual eccentric-circular handle) ZF2: Rotating handle (manual eccentric-square handle) Z3: Rotating handle (manual operation integrated) Note: Electric operating voltage: DC24, DC110V,DC220V AC230V, AC400V; Conventional: AC230V. 。		Poles number code: 3: 3P 4: 4P	Release method optional code: 3: Thermal electromagnetic release

0	2	B	P	Z	In=100A
Internal accessory optional code: See “Installation details of internal accessories for VM6AL series thermomagnetic molded case circuit breaker (overload alarm without trip)” Note: The standard factory default is lead type: wire length 500mm (other lengths need to be customized); terminal types can be custom-made; undervoltage accessories only have terminal types	Usage code No code:For power distribution protection 2: For motor protection ≤40A 8.5In no action, 500A action, 700A-800A no motor protection type	4P product optional code: A: The N pole is not equipped with overcurrent release, and the N pole is always connected B: The N pole is not equipped with overcurrent release, and the N pole is open and closed together with the other three poles C: The N pole is equipped with overcurrent release and the N pole is open and closed together with the other three poles D: The N pole is equipped with overcurrent release, and the N pole is always connected	Optional installation and wiring method code: No code: front-panel wiring (fixed type) P: Connection bar (extension copper bar) Z1:Back-panel wiring (fixed type) Z2Q: Plug-in front-panel wiring (split type) Z2H: plug-in back-panel wiring (split type) Z3Q: plug-in front-panel wiring (integrated type) Z3H: plug-in back-panel wiring (integrated type) DF: Draw-out front-panel wiring DR: Draw-out back-panel wiring Note: 160 and 250 have no draw-out type;	Protective accessory code： No code: normal product Z: Terminal cover Note: The terminal cover only available for three poles; 400, 630 are classified to narrow and long type, wide and long type, default to wide and long type;	Rated current: 160： 16A、20A、25A、32A、 40A、50A、63A、80A、100A、125A、160A 250： 100A、125A、140A、160A、180A、200A、225A、 250A 400： 250A、315A、350A、400A 630： 500A、630A 800： 630A、800A

VM6AL series thermomagnetic molded case circuit breaker (overload alarm without trip)

Main performance indicator

Molded case circuit breaker:		VM6AL-160				VM6AL-250			
Frame current In:		16A、20A、25A、32A、40A、50A、63A、80A、100A、125A、140A、160A				100A、125A、140A、160A、180A、200A、225A、250A			
Short circuit breaking capacity code:		C	S	M	H	C	S	M	H
Number of poles:		3P；4P				3P；4P			
Rated working voltage Ue (V), AC:		AC400V	AC400V	AC400V	AC400V	AC400V	AC400V	AC400V	AC400V
Rated insulation voltage Ui (V):		1000V	1000V	1000V	1000V	1000V	1000V	1000V	1000V
Rated impulse withstand voltage Uimp (kV):		8kV	8kV	8kV	8kV	8kV	8kV	8kV	8kV
Rated service short-circuit breaking capacity Ics (%Icu):	AC400V	3kA	5kA	10kA	50kA	3kA	5kA	10kA	50kA
Rated ultimate short-circuit breaking capacity Icu (kA)	AC400V	5kA	8kA	20kA	50kA	5kA	8kA	20kA	50kA
Selective category:		Class A							
Overcurrent release type:		Thermomagnetic type							
VM6AL outline dimension (mm) Width (W)*Length (L)*Height (H)	Frame current	VM6AL-160				VM6AL-250			
	Number of poles	3P		4P		3P		4P	
	Width	90		120		105		140	
	Length	155		155		165		165	
	Height/face cover	68	82	68	82	68	88	68	88
	Height/handle	94	108	94	108	96	116	96	116

Note: The height from the bottom of the base to the (face cover/handle)

VM6AL series thermomagnetic molded case circuit breaker (overload alarm without trip)

Main performance indicator

Molded case circuit breaker:		VM6AL-400		VM6AL-630		VM6AL-800	
Frame current In:		320A、350A、400A		400A、500A、630A		630A、700A、800A	
Short circuit breaking capacity code:		M	H	M	H	M	H
Number of poles:		3P；4P		3P；4P		3P；4P	
Rated working voltage Ue (V), AC:		AC400V	AC400V	AC400V	AC400V	AC400V	AC400V
Rated insulation voltage Ui (V):		1000V	1000V	1000V	1000V	1000V	1000V
Rated impulse withstand voltage Uimp (kV):		8kV	8kV	8kV	8kV	8kV	8kV
Rated service short-circuit breaking capacity Ics (%Icu):	AC400V	36kA	50kA	36kA	50kA	50kA	65kA
Rated ultimate short-circuit breaking capacity Icu (kA)	AC400V	50kA	50kA	50kA	50kA	65kA	85kA
Selective category:		Class A					
Overcurrent release type:		Thermomagnetic type					
VM6AL outline dimension (mm) Width (W)*Length (L)*Height (H)	Frame current	VM6AL-400		VM6AL-630		VM6AL-800	
	Number of poles	3P	4P	3P	4P	3P	4P
	Width	140	184	140	184	210	280
	Length	257	257	257	257	275.5	275.5
	Height/face cover	103	103	103	103	103	103
	Height/handle	152	152	152	152	152	152

Note: The height from the bottom of the base to the (face cover/handle)

Accessory

Molded case circuit breaker:		VM6AL-160		VM6AL-250		VM6AL-400		VM6AL-630		VM6AL-800	
Number of poles		3P	4P	3P	4P	3P	4P	3P	4P	3P	4P
VM6AL external accessories:	Electric operation	■	■	■	■	■	■	■	■	■	■
	Manual operation	■	■	■	■	■	■	■	■	■	■
	Extension copper bar	■	■	■	■	■	■	■	■	■	■
	Mechanical interlocking	■	■	■	■	■	■	■	■	■	■
	Plug-in front-panel split type	■	■	■	■	■	■	■	■	■	■
	Plug-in front-panel integrated type	■	■	■	■	■	■	■	■	■	■
	Plug-in front-panel fixed type	■	■	■	■	■	■	■	■	■	■
	Plug-in back-panel split type	■	■	■	■	■	■	■	■	■	■
	Plug-in back-panel integrated type	■	■	■	■	■	■	■	■	■	■
	Plug-in back-panel fixed type	■	■	■	■	■	■	■	■	■	■
	Draw-out back-panel type	—	—	—	—	■	—	■	—	■	—

VM6AL series thermomagnetic molded case circuit breaker (overload alarm without trip)

Internal accessory code and installation location	Model / Number of poles / Accessory name: None	VM6AL-160 3P	VM6AL-160 4P	VM6AL-250 3P	VM6AL-250 4P	VM6AL-400 3P	VM6AL-400 4P	VM6AL-800 3P	VM6AL-800 4P
00	None	—	—	—	—	—	—	—	—
08	Alarm contact	□	□	□	□	□	□	□	□
10	Shunt release	—	—	●	●	●	●	●	●
18	Shunt release+alarm contact	—	—	—	—	●□	●□	●□	●□
20	Single auxiliary contact	◧	◧	◧	◧	◧	◧	◧	◧
27	Dual auxiliary contacts	◨	◨	◨	◨	◨	◨	◨	◨
28	Single auxiliary contact+alarm contact	□◧	□◧	□◧	□◧	□◧	□◧	□◧	□◧
29	Dual auxiliary contacts+alarm contact	—	—	—	—	□◨	□◨	□◨	□◨
30	Undervoltage release	○	○	○	○	○	○	○	○
38	Undervoltage release+alarm contact	—	—	—	—	□○	□○	□○	□○
40	Shunt release+single auxiliary contact	—	—	—	—	●◧	●◧	●◧	●◧
41	Shunt release+dual auxiliary contacts	—	—	—	—	●◨	●◨	●◨	●◨
48	Shunt release auxiliary alarm contact	—	—	—	—	●□◧	●□◧	●□◧	●□◧
50	Shunt release undervoltage release	—	—	—	—	—	—	—	—
60	Two sets of single auxiliary contacts	—	—	—	—	◧◧	◧◧	◧◧	◧◧
61	Single auxiliary contact+dual auxiliary contacts	—	—	—	—	◨◧	◨◧	◨◧	◨◧
62	Two sets of dual auxiliary contacts	—	—	—	—	—	—	—	—
68	Single auxiliary contact+auxiliary alarm contact	—	—	—	—	□◧	□◧	□◧	□◧
69	Dual auxiliary contacts+auxiliary alarm contact	—	—	—	—	□◨	□◨	□◨	□◨
70	Undervoltage release+single auxiliary contact	—	—	—	—	○◧	○◧	○◧	○◧
71	Undervoltage release+dual auxiliary contacts	—	—	—	—	—	—	—	—
78	Undervoltage release+auxiliary alarm contact	—	—	—	—	○◧	○◧	○◧	○◧

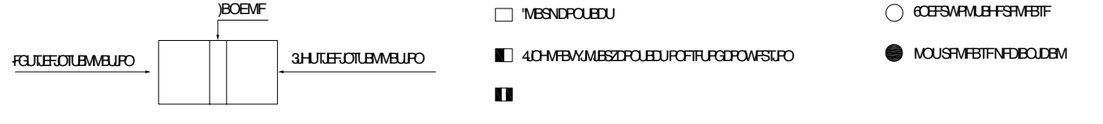

Note 1:
Code 50: 125, 160 require customized left undervoltage release; 250 requires customized left shunt release, with optional range of shunt and undervoltage voltage: DC24V, DC110V, DC220V, AC230V, AC400V; conventional: AC230V.

VM6RT

Thermomagnetic double adjustable molded case circuit breaker



- Low temperature rise
- Small volume
- With thermal adjustable 0.8-1.0 In
- Magnetic adjustable 5-10In protection function
- Multi-contact structure design

VM6RT/RT-A/RT-P series thermomagnetic double adjustable molded case circuit breaker quick selection table

VM6RT-	160	M	P1	/	4	3
Product code: VM6RT series thermomagnetic double adjustable molded case circuit breaker	Frame current optional code: 125 160 250 400 630 800 1250 2000 Note: 125 only available for VM6RT/A	Short circuit breaking capacity optional code: C: Basic type S: Standard type M:Moderate breaking type H: High breaking type Note: Conventional: M type; 400, 630, 800, 1250 and 2000 only have M and H types	Optional operation code: No code: direct operation P1:DC3 electric operation (market standard) P2: DC6 series electric operation (SHANGTU type) ZY1:Rotating handle (manual center type-circular handle)-(preferred for regular type) ZF1:Rotating handle (manual center type-square handle) ZY2: Rotating handle (manual eccentric-circular handle) ZF2: Rotating handle (manual eccentric-square handle) Z3: Rotating handle (manual operation integrated) (Only available for 160 and 250) Note: Electric operating voltage: DC24, DC110V,DC220V AC230V, AC400V; Conventional: AC230V.		Poles number code: 3: 3P 4: 4P	Release method optional code: 3: Thermal+electromagnetic release

0	B	P	Z	In=100A
Internal accessory optional code： See “Installation details of internal accessories for VM6RT series thermomagnetic double adjustable molded case circuit breaker” Note: The standard factory default is lead type: wire length 500mm (other lengths need to be customized); terminal types can be custom-made; undervoltage accessories only have terminal types	4P product optional code:： A: The N pole is not equipped with overcurrent release, and the N pole is always connected B: The N pole is not equipped with overcurrent release, and the N pole is open and closed together with the other three poles C: The N pole is equipped with overcurrent release and the N pole is open and closed together with the other three poles D: The N pole is equipped with overcurrent release, and the N pole is always connected	Optional installation and wiring method code: No code: front-panel wiring (fixed type) P: Connection bar (extension copper bar) Z1:Back-panel wiring (fixed type) Z2Q: Plug-in front-panel wiring (split type) Z2H: plug-in back-panel wiring (split type) Z3Q: plug-in front-panel wiring (integrated type) Z3H: plug-in back-panel wiring (integrated type) DF: Draw-out front-panel wiring DR: Draw-out back-panel wiring Note: 160 and 250 have no draw-out type; 1250 and 2000 only have connecting bars	Protective accessory code No code: normal product Z: Terminal cover Note: The terminal cover only available for three poles; 400, 630 are classified to narrow and long type, wide and long type, default to wide and long type;	Rated current: 125:20A、25A、32A、40A、50A、63A、80A、100A、125A 160： 25A、32A、40A、50A、63A、80A、100A、 125A、160A 250： 160A、180A、200A、225A、250A 400： 315A、350A、400A 630： 500A、630A 800： 630A、800A 1250： 1000A、1250A 2000:1600A

Main performance indicator

Molded case circuit breaker:		VM6RT/A-125				VM6RT-160				VM6RT-250			
Frame current In:		16A、20A、25A、32A、40A、50A、63A、80A、100A、125A、				25A、32A、40A、50A、63A、80A、100A、125A、140A、160A				100A、125A、140A、160A、180A、200A、225A、250A			
Short circuit breaking capacity code:		C	S	M	H	C	S	M	H	C	S	M	H
Number of poles:		3P；4P				3P；4P				3P；4P			
Rated working voltage Ue (V), AC:		AC400V	AC400V	AC400V	AC400V	AC400V	AC400V	AC400V	AC400V	AC400V	AC400V	AC400V	AC400V
Rated insulation voltage Ui (V):		1000V	1000V	1000V	1000V	1000V	1000V	1000V	1000V	1000V	1000V	1000V	1000V
Rated impulse withstand voltage Uimp (kV):		8kV	8kV	8kV	8kV	8kV	8kV	8kV	8kV	8kV	8kV	8kV	8kV
Rated service short-circuit breaking capacity Ics (% Icu):	AC400V	5kA	10kA	18kA	50kA	5kA	10kA	10kA	50kA	5kA	8kA	10kA	50kA
Rated ultimate short-circuit breaking capacity Icu (kA)	AC400V	10kA	20kA	36kA	50kA	8kA	20kA	20kA	50kA	8kA	15kA	20kA	50kA
Selective category:		Class A											
Overcurrent release type:		Thermomagnetic type											
	Frame current	VM6RT/A-125				VM6RT-160				VM6RT-250			
	Number of poles	3P		4P		3P		4P		3P		4P	
VM6RT outline dimension (mm)	Width	75		100		90		120		105		140	
Width (W)*Length (L)*Height (H)	Length	130		130		155		155		165		165	
	Height/ face cover	68		68		68	82	68	82	68	88	68	88
	Height/ handle	94.5		94.5		94	108	94	108	96	116	96	116

Note: The height from the bottom of the base to the (face cover/handle)

VM6RT/RT-A/RT-Pthermomagnetic double adjustable molded case circuit breaker

VIOX®

Main performance indicator

Molded case circuit breaker:		VM6RT-400		VM6RT-630		VM6RT-800		VM6RT-1250		VM6RT-2000	
Frame current In:		320A、350A、400A		400A、500A、630A；		630A、700A、800A		1000A、1250A		1600A	
Short circuit breaking capacity code:		M	H	M	H	M	H	M	H	M	H
Number of poles:		3P；4P		3P；4P		3P；4P		3P；4P		3P；4P	
Rated working voltage Ue (V), AC:		AC400V	AC400V	AC400V	AC400V	AC400V	AC400V	AC400V	AC400V	AC400V	AC400V
Rated insulation voltage Ui (V):		1000V	1000V	1000V	1000V	1000V	1000V	1000V	1000V	1000V	1000V
Rated impulse withstand voltage Uimp (kV):		8kV	8kV	8kV	8kV	8kV	8kV	8kV	8kV	8kV	8kV
Rated service short-circuit breaking capacity Ics (% Icu):	AC400V	50kA	50kA	50kA	50kA	50kA	65kA	50kA	65kA	50kA	85kA
Rated ultimate short-circuit breaking capacity Icu (kA)	AC400V	50kA	50kA	50kA	50kA	65kA	85kA	65kA	85kA	50kA	100kA
Selective category:		Class A									
Overcurrent release type:		Thermomagnetic type									
	Frame current	VM6RT-400		VM6RT-630		VM6RT-800		VM6RT-1250		VM6RT-2000	
	Number of poles	3P	4P	3P	4P	3P	4P	3P	4P	3P	4P
VM6RT outline dimension (mm)	Width	140	184	140	184	210	280	210	280	210	280
Width (W)*Length (L)*Height (H)	Length	257	257	257	257	275.5	275.5	275.5	275.5	340	340
	Height/ face cover	103	103	103	103	103	103	103	103	141	141
	Height/ handle	152	152	152	152	152	152	152	152	244	244

Note: The height from the bottom of the base to the (face cover/handle)

Accessory

Molded case circuit breaker:		VM6RT/A-125		VM6RT-160		VM6RT-250		VM6RT-400		VM6RT-630		VM6RT-800		VM6RT-1250		VM6RT-2000	
Number of poles		3P	4P	3P	4P	3P	4P	3P	4P	3P	4P	3P	4P	3P	4P	3P	4P
VM6RT external accessories:	Electric operation	■	■	■	■	■	■	■	■	■	■	■	■	■	■	■	■
	Manual operation	■	■	■	■	■	■	■	■	■	■	■	■	■	■	■	■
	Extension copper bar	■	■	■	■	■	■	■	■	■	■	■	■	■	■	■	■
	Mechanical interlocking	■	■	■	■	■	■	■	■	■	■	■	■	—	—	—	—
	Plug-in front-panel split type	■	■	■	■	■	■	■	■	■	■	■	■	—	—	—	—
	Plug-in front-panel integrated type	■	■	■	■	■	■	■	■	■	■	■	■	—	—	—	—
	Plug-in front-panel fixed type	■	■	■	■	■	■	■	■	■	■	■	■	—	—	—	—
	Plug-in back-panel split type	■	■	■	■	■	■	■	■	■	■	■	■	—	—	—	—
	Plug-in back-panel integrated type	■	■	■	■	■	■	■	■	■	■	■	■	—	—	—	—
	Plug-in back-panel fixed type	■	■	■	■	■	■	■	■	■	■	■	■	—	—	—	—
	Draw-out back-panel type	—	—	—	—	—	—	■	—	■	—	■	—	—	—	—	—

Installation details of internal accessories for VM6RT series thermomagnetic double adjustable molded case circuit breaker

Internal accessory code and installation location	Model / Number of poles / Accessory name	VM6RT/A-125		VM6RT-160		VM6RT-250		VM6RT-400/630		VM6RT-800/1250/2000	
		3P	4P	3P	4P	3P	4P	3P	4P	3P	4P
00	None	—	—	—	—	—	—	—	—	—	—
08	Alarm contact	□	□	□	□	□	□	□	□	□	□
10	Shunt release	□ ●	□ ●	□ ●	□ ●	□ ●	□ ●	□ ●	□ ●	□ ●	□ ●
18	Shunt release+alarm contact	□ ●	□ ●	□ ●	□ ●	□ ●	□ ●	□ ●	□ ●	□ ●	□ ●
20	Single auxiliary contact	◧	◧	◧	◧	◧	◧	◧	◧	◧	◧
27	Dual auxiliary contacts	▮	▮	▮	▮	▮	▮	▮	▮	▮	▮
28	Single auxiliary contact+alarm contact	□ ◧	□ ◧	□ ◧	□ ◧	□ ◧	□ ◧	□ ◧	□ ◧	□ ◧	□ ◧
29	Dual auxiliary contacts+alarm contact	□ ▮	□ ▮	□ ▮	□ ▮	□ ▮	□ ▮	□ ▮	□ ▮	□ ▮	□ ▮
30	Undervoltage release	□ ○	□ ○	□ ○	□ ○	□ ○	□ ○	□ ○	□ ○	□ ○	□ ○
38	Undervoltage release+alarm contact	□ ○	□ ○	□ ○	□ ○	□ ○	□ ○	□ ○	□ ○	□ ○	□ ○
40	Shunt release+single auxiliary contact	◧ ●	◧ ●	◧ ●	◧ ●	◧ ●	◧ ●	◧ ●	◧ ●	◧ ●	◧ ●
41	Shunt release+dual auxiliary contacts	▮ ●	▮ ●	▮ ●	▮ ●	▮ ●	▮ ●	▮ ●	▮ ●	▮ ●	▮ ●
48	Shunt release auxiliary alarm contact	□ ●	□ ●	□ ●	□ ●	□ ●	□ ●	□ ●	□ ●	□ ●	□ ●
50	Shunt release undervoltage release	○ ●	○ ●	○ ●	○ ●	● ○	● ○	● ○	● ○	● ○	● ○
60	Two sets of single auxiliary contacts	◧ ◧	◧ ◧	◧ ◧	◧ ◧	◧ ◧	◧ ◧	◧ ◧	◧ ◧	◧ ◧	◧ ◧
61	Single auxiliary contact+dual auxiliary contacts	▮ ◧	▮ ◧	▮ ◧	▮ ◧	▮ ◧	▮ ◧	▮ ◧	▮ ◧	▮ ◧	▮ ◧
62	Two sets of dual auxiliary contacts	▮ ▮	▮ ▮	▮ ▮	▮ ▮	▮ ▮	▮ ▮	▮ ▮	▮ ▮	▮ ▮	▮ ▮
68	Single auxiliary contact+auxiliary alarm contact	□ ◧	□ ◧	□ ◧	□ ◧	□ ◧	□ ◧	□ ◧	□ ◧	□ ◧	□ ◧
69	Dual auxiliary contacts+auxiliary alarm contact	□ ▮	□ ▮	□ ▮	□ ▮	□ ▮	□ ▮	□ ▮	□ ▮	□ ▮	□ ▮
70	Undervoltage release+single auxiliary contact	◧ ○	◧ ○	◧ ○	◧ ○	◧ ○	◧ ○	◧ ○	◧ ○	◧ ○	◧ ○
71	Undervoltage release+dual auxiliary contacts	▮ ○	▮ ○	▮ ○	▮ ○	▮ ○	▮ ○	▮ ○	▮ ○	▮ ○	▮ ○
78	Undervoltage release+auxiliary alarm contact	□ ○	□ ○	□ ○	□ ○	□ ○	□ ○	□ ○	□ ○	□ ○	□ ○

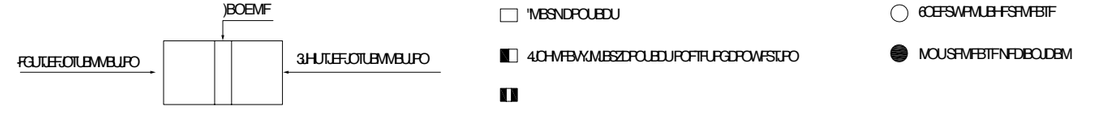

Note 1:
Code 50: 125, 160 require customized left undervoltage release; 250 requires customized left shunt release, with optional range of shunt and undervoltage voltage: DC24V, DC110V, DC220V, AC230V, AC400V; conventional: AC230V.

VM6LY

Thermomagnetic leakage molded case circuit breaker



- Thermomagnetic protection function
- Residualcurrent protection function
- Function of leakage alarm without trip is optional

VM6LY series thermomagnetic leakage molded case circuit breaker quick selection table

VM6LY -	160	M	P1	/	4	3
Product code: VM6LY series thermomagnetic leakage molded case circuit breaker	Frame current optional code: 125 160 250 400 630 800 1250	Short circuit breaking capacity optional code: C: Basic type S: Standard type M:Moderate breaking type H: High breaking Note: 125, 160 and 250 only have C and S types, 400, 630, 800 and 1250 only have M and H types	Optional operation code: No code: direct operation P1:DC3 electric operation (market standard) P2: DC6 series electric operation (SHANGTU type) ZY1:Rotating handle (manual center type-circular handle)-(preferred for regular type) ZF1:Rotating handle (manual center type-square handle) ZY2: Rotating handle (manual eccentric-circular handle) ZF2: Rotating handle (manual eccentric-square handle) Z3: Rotating handle (manual operation integrated) (Only available for 160 and 250) Note: Electric operating voltage: DC24, DC110V, DC220V AC230V, AC400V; Conventional: AC230V.		Poles number code: 3: 3P 4: 4P Note: The 2P product has only 160, and the conventional product is 4P	Release method optional code: 2: Only electromagnetic release 3:Thermal electromagnetic release

0	2	B	II	/	P	Z	In=100A
Internal accessory optional code： See “Installation details of internal accessories for VM6LY series thermomagnetic leakage molded case circuit breaker Note: The standard factory default is lead type: wire length 500mm (other lengths need to be customized); terminal types can be custom-made; undervoltage accessories only have terminal types	Usage code : No code: For power distribution protection 2: For motor protection Note: ≤40A 8.5In no action, 500A action, 700A-800A no motor protection type	4P product optional code: A: The N pole is not equipped with overcurrent release, and the N pole is always connected B: The N pole is not equipped with overcurrent release, and the N pole is open and closed together with the other three poles C: The N pole is equipped with overcurrent release and the N pole is open and closed together with the other three poles D: The N pole is equipped with overcurrent release, and the N pole is always connected	Additional function code : No code: normal product I: Leakage alarm with trip II: Leakage alarm without trip T: Communication function (Modbus protocol)		Optional installation and wiring method code: No code: front-panel wiring (fixed type) P: Connection bar (extension copper bar) Z1:Back-panel wiring (fixed type) Z2Q: Plug-in front-panel wiring (split type) Z2H: plug-in back-panel wiring (split type) Z3Q: plug-in front-panel wiring (integrated type) Z3H: plug-in back-panel wiring (integrated type) DF: Draw-out front-panel wiring DR: Draw-out back-panel wiring Note: 160 and 250 have no draw-out type;	Protective accessory code ： No code: normal product Z: Terminal cover Note: The terminal cover only available for three poles; 400, 630 are classified to narrow and long type, wide and long type, default to wide and long type;	Rated current： 125： 16A、20A、25A、32A、40A、50A、63A、80A、100A、125A 160： 16A、20A、25A、32A、40A、50A、63A、80A、100A、125A、160A 250 ： 100A、125A、160A、180A、200A、225A、250A 400 ： 250A、315A、350A、400A 800 ： 500A、630A、700A、800A 1250： 900A、1000A、1250A

Main performance indicator

Molded case circuit breaker：		VM6LY-125				VM6LY-160				VM6LY-250				VM6LY-400	
Frame current In:		16A、20A、25A、30A、32A、40A、50A、60A、63A、75A、80A、90A、100A、125A				16A、20A、25A、30A、32A、40A、50A、60A、63A、75A、80A、90A、100A、125A、140A、150A、160A				100A、125A、140A、150A、160A、175A、180A、200A、225A、250A				250A、315A、350A、400A	
Short circuit breaking capacity code:		C	S	M	H	C	S	M	H	C	S	M	H	M	H
Number of poles:		2P;3P；4P				2P;3P；4P				3P；4P				3P；4P	
Rated working voltage Ue (V), AC:		AC230V(2P)、AC400V(3P、3P+N、4P)				AC230V(2P)、AC400V(3P、3P+N、4P)				AC400V				AC400V	
Rated insulation voltage Ui (V):		1000V	1000V	1000V	1000V	1000V	1000V	1000V	1000V	1000V	1000V	1000V	1000V	1000V	1000V
Rated impulse withstand voltage Uimp (kV):		8kV	8kV	8kV	8kV	8kV	8kV	8kV	8kV	8kV	8kV	8kV	8kV	8kV	8kV
Rated service short-circuit breaking capacity Ics (% Icu);	AC400V	3kA	5kA	18kA	35kA	10kA	15kA	25kA	35kA	10kA	18kA	25kA	35kA	35kA	42kA
Rated ultimate short-circuit breaking capacity Icu (kA):	AC400V	5kA	8kA	25kA	35kA	15kA	20kA	25kA	35kA	15kA	25kA	35kA	50kA	50kA	65kA
I△m:		12.5kA	12.5kA	12.5kA	12.5kA	-	-	12.5kA	12.5kA	-	-	12.5kA	12.5kA	-	16.25kA
Rated residual operation type		AC type													
Selective category:		Class A													
Overcurrent release type:		Thermomagnetic type													
Leakage release type:		Electronic													
VM6LY outline dimension (mm) Width (W)*Length (L)*Height (H)	Frame current	VM6LY-125			VM6LY-160			VM6LY-250			VM6LY-400				
	Number of poles	2P	3P	4P	2P	3P	4P	3P	14P		3P	4P			
	Width	50	75	100	60	90	120	105	140		140	184			
	Length	130	130	130	155	155	155	165	165		257	257			
	Height/face cover	68	68	68	68	68	68	68	68		103	103			
	Height/handle	94.5	94.5	94.5	94	94	94	96	96		152	152			

Note: The height from the bottom of the base to the (face cover/handle)

Main performance indicator

Molded case circuit breaker：		VM6LY-630		VM6LY-800		VM6LY-1250	
Frame current In:		400A、500A、630A		500A、630A、700A、800A		1000A、1250A	
Short circuit breaking capacity code:		M	H	M	H	M	H
Number of poles:		3P；4P		3P；4P		3P；4P	
Rated working voltage Ue (V), AC:		AC400V	AC400V	AC400V	AC400V	AC400V	AC400V
Rated insulation voltage Ui (V):		1000V	1000V	1000V	1000V	1000V	1000V
Rated impulse withstand voltage Uimp (kV):		8kV	8kV	8kV	8kV	8kV	8kV
Rated service short-circuit breaking capacity Ics (% Icu);	AC400V	35kA	50kA	35kA	50kA	35kA	50kA
Rated ultimate short-circuit breaking capacity Icu (kA):	AC400V	50kA	65kA	50kA	65kA	50kA	65kA
Rated residual operating current I△n(mA)::		50mA、100mA、200mA、300mA、500mA、800mA、1000mA (Optional four adjustable gears)		50mA、100mA、200mA、300mA、500mA、800mA、1000mA (Optional four adjustable gears)		50mA、100mA、200mA、300mA、500mA、800mA、1000mA (Optional four adjustable gears)	
I△m:		16.25kA	16.25kA	16.25kA	16.25kA	16.25kA	16.25kA
Rated residual operation type		AC type					
Selective category:		Class A					
Overcurrent release type:		Thermomagnetic type					
Leakage release type:		Electronic					
VM6LY outline dimension (mm) Width (W)*Length (L)*Height (H)	Frame current	VM6LY-630		VM6LY-800		VM6LY-1250	
	Number of poles	3P	4P	3P	4P	3P	4P
	Width	140	184	210	280	210	280
	Length	257	257	275.5	275.5	275.5	275.5
	Height/face cover	103	103	103	103	103	103
	Height/handle	152	152	152	152	152	152

Note: The height from the bottom of the base to the (face cover/handle)

Accessory

Molded case circuit breaker:		VM6LY 125			VM6LY 160			VM6LY 250		VM6LY 400		VM6LY 630		VM6LY 800		VM6LY 1250	
Number of poles		2P	3P	4P	2P	3P	4P	3P	4P	3P	4P	3P	4P	3P	4P	3P	4P
VM6LY external accessories:	Electric operation	—	■	■	—	■	■	■	■	■	■	■	■	■	■	■	■
	Manual operation	—	■	■	—	■	■	■	■	■	■	■	■	■	■	■	■
	Extension copper bar	■	■	■	■	■	■	■	■	■	■	■	■	■	■	■	■
	Mechanical interlocking	—	■	■	—	■	■	■	■	■	■	■	■	■	■	—	—
	Plug-in front-panel split type	—	■	■	—	■	■	■	■	■	■	■	■	■	■	—	—
	Plug-in front-panel integrated type	—	■	■	—	■	■	■	■	■	■	■	■	■	■	—	—
	Plug-in front-panel fixed type	—	■	■	—	■	■	■	■	■	■	■	■	■	■	—	—
	Plug-in back-panel split type	—	■	■	—	■	■	■	■	■	■	■	■	■	■	—	—
	Plug-in back-panel integrated type	—	■	■	—	■	■	■	■	■	■	■	■	■	■	—	—
	Plug-in back-panel fixed type	—	■	■	—	■	■	■	■	■	■	■	■	■	■	—	—
	Draw-out back-panel type	—	—	—	—	—	—	—	—	■	—	■	—	■	—	—	—

Installation details of internal accessories for VM6LY series thermomagnetic leakage molded case circuit breaker

Internal accessory code and installation location	Model / Number of poles / Accessory name	VM6LY-125		VM6LY-160		VM6LY-250		VM6LY-400		VM6LY-800/1250	
		3P	4P	3P	4P	3P	4P	3P	4P	3P	4P
00	None	—	—	—	—	—	—	—	—	—	—
08	Alarm contact	▫	▫	▫	▫	▫	▫	▫	▫	▫	▫
10	Shunt release	—	▫●	—	▫●	●▫	▫●	●▫	▫●	●▫	▫●
18	Shunt release+alarm contact	—	▫●	—	▫●	—	▫●	●▫	▫●	●▫	▫●
20	Single auxiliary contact	◧▫	◧▫	◧▫	◧▫	◧▫	◧▫	◧▫	◧▫	◧▫	◧▫
27	Dual auxiliary contacts	◨▫	◨▫	◨▫	◨▫	◨▫	◨▫	◨▫	◨▫	◨▫	◨▫
28	Single auxiliary contact+alarm contact	◧▫	◧▫	◧▫	◧▫	◧▫	◧▫	◧▫	◧▫	◧▫	◧▫
29	Dual auxiliary contacts+alarm contact	—	▫◨	—	▫◨	—	▫◨	◨▫	▫◨	◨▫	▫◨
30	Undervoltage release	○▫	▫○	○▫	▫○	○▫	▫○	○▫	▫○	○▫	▫○
38	Undervoltage release+alarm contact	—	▫○	—	▫○	—	▫○	◨▫	▫○	◨▫	▫○
40	Shunt release+single auxiliary contact	—	◧●	—	◧●	—	◧●	◧●	◧●	◧●	◧●
41	Shunt release+dual auxiliary contacts	—	◨●	—	◨●	—	◨●	◨●	◨●	◨▫	◨●
48	Shunt release auxiliary alarm contact	—	◧●	—	◧●	—	◧●	◧●	◧●	◧●	◧●
50	Shunt release undervoltage release	—	○●	—	○●	—	●○	—	●○	—	●○
60	Two sets of single auxiliary contacts	—	◧◧	—	◧◧	—	◧◧	◧◧	◧◧	◧◧	◧◧
61	Single auxiliary contact+dual auxiliary contacts	—	◨◧	—	◨◧	—	◨◧	◨◧	◨◧	◨◧	◨◧
62	Two sets of dual auxiliary contacts	—	◨◨	—	◨◨	—	◨◨	—	◨◨	—	◨◨
68	Single auxiliary contact+auxiliary alarm contact	—	◧◧	—	◧◧	—	◧◧	◧◧	◧◧	◧◧	◧◧
69	Dual auxiliary contacts+auxiliary alarm contact	—	◨◧	—	◨◧	—	◨◧	◨◧	◨◧	◨◧	◨◧
70	Undervoltage release+single auxiliary contact	—	◧○	—	◧○	—	◧○	◧○	◧○	◧○	◧○
71	Undervoltage release+dual auxiliary contacts	—	◨○	—	◨○	—	◨○	—	◨○	—	◨○
78	Undervoltage release+auxiliary alarm contact	—	◧○	—	◧○	—	◧○	◧○	◧○	◧○	◧○

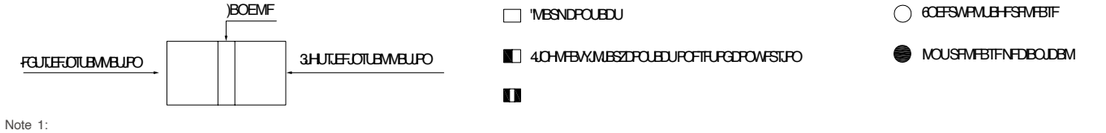

Note 1:
Code 50: 125,160 require customized left undervoltage release; 250 requires customized left shunt release, with optional range of shunt and undervoltage voltage: DC24V, DC110V, DC220V, AC230V, AC400V; conventional: AC230V.

VM6E

Electronic molded case circuit breaker



- Low temperature rise
- Integration
- Small volume
- Multiple contact blades design
- Equipped with electronic and thermomagnetic dual protection functions

VM6E electronic molded case circuit breaker

VM6E series electronic molded case circuit breaker quick selection table

VM6E-	160	M	P1	/	4	3
Product code: VM6E series electronic molded case circuit breaker quick selection table	Frame current optional code: 160 250 400 630 800 1250 2000	Short circuit breaking capacity optional code: C: Basic type S: Standard type M:Moderate breaking type H: High breaking type Note: Conventional: M type; 400, 630, 800, 1250 and 2000 only have M and H types	Optional operation code: No code: direct operation P1:DC3 electric operation (market standard) P2: DC6 series electric operation (SHANGTU type) ZY1:Rotating handle (manual center type-circular handle)-(preferred for regular type) ZF1:Rotating handle (manual center type-square handle) ZY2: Rotating handle (manual eccentric-circular handle) ZF2: Rotating handle (manual eccentric-square handle) Z3: Rotating handle (manual operation integrated) (Only available for 160 and 250) Note: Electric operating voltage: DC24, DC110V,DC220V AC230V, AC400V; Conventional: AC230V.		Poles number code: 3: 3P 4: 4P	Knob optional code: 3: 3 knobs 6: 6 knobs

00	2	B	G	/	P	Z	In=100A
Internal accessory optional code: See “Installation details of internal accessories for VM6E series electronic molded case circuit breaker” Note: The standard factory default is lead type: wire length 500mm (other lengths need to be customized); terminal types can be custom-made; undervoltage accessories only have terminal types	Usage code No code: For power distribution protection 2: For motor protection Note: Magnetic protection 14In no action, 20In action, 700A-2000A no motor protection type	4P product optional code:: A: The N pole is not equipped with overcurrent release, and the N pole is always connected B: The N pole is not equipped with overcurrent release, and the N pole is open and closed together with the other three poles C: The N pole is equipped with overcurrent release and the N pole is open and closed together with the other three poles D: The N pole is equipped with overcurrent release, and the N pole is always connected	Additional function code: No code: normal product G: With grounding protection III: Overload alarm without trip R: thermomagnetic protection function V: Low temperature rise type 40K VI: Low temperature rise type 50K VII: Low temperature rise type 60K		Optional installation and wiring method code: No code: front-panel wiring (fixed type) P: Connection bar (extension copper bar) Z1:Back-panel wiring (fixed type) Z2Q: Plug-in front-panel wiring (split type) Z2H: plug-in back-panel wiring (split type) Z3Q: plug-in front-panel wiring (integrated type) Z3H: plug-in back-panel wiring (integrated type) DF: Draw-out front-panel wiring DR: Draw-out back-panel wiring Note: 160 and 250 have no draw-out type; 1250 and 2000 only have connecting bars	Protective accessory code No code: normal product Z: Terminal cover Note: The terminal cover only available for three poles; 400, 630 are classified to narrow and long type, wide and long type, default to wide and long type; 2000 currently unavailable	Rated current: 160:32A(0.4-1.0Inadjustable) ; 63A (0.4-1.0In adjustable) ; 100A (0.4-1.0In adjustable) ; 125A (0.4-1.0In adjustable) ; 160A (0.4-1.0In adjustable) ; 250#: 250A (0.4-1.0In adjustable) 400#: 400A (0.4-1.0In adjustable) 630#: 630A (0.4-1.0In adjustable) 400#: 400A (0.4-1.0In adjustable) 800#: 630A (0.4-1.0In adjustable) ; 800A (0.4-1.0In adjustable) ; 1250#: 1000A (0.4-1.0In adjustable) ; 1250A (0.4-1.0In adjustable) ; 2000#: 1250A (0.4-1.0In adjustable) ; 1600A (0.4-1.0In adjustable) ; 2000A: (0.4-1.0In adjustable)

Main performance indicator

Molded case circuit breake:		VM6E-160			VM6E-250			VM6E-400		VM6E-630	
Frame current In:		32A(12A~32A adjustable), 100A(40A~100A adjustable), 160A(63A~160A adjustable)			250A (100A-250A adjustable)			400A (160A-400A adjustable) (200A-400A adjustable)		630A (250A-630A adjustable) (400A-630A adjustable)	
Short circuit breaking capacity code:		S	M	H	S	M	H	M	H	M	H
Number of poles:		3P; 4P			3P; 4P			3P; 4P		3P; 4P	
Rated working voltage Ue (V), AC:		AC400V; AC690V			AC400V; AC690V			AC400V; AC690V		AC400V; AC690V	
Rated insulation voltage Ui (V):		1000V	1000V	1000V	1000V	1000V	1000V	1000V	1000V	1000V	1000V
Rated impulse withstand voltage Uimp (kV)		8kV	8kV	8kV	8kV	8kV	8kV	8kV	8kV	8kV	8kV
Rated service short-circuit breaking capacity Ics (% Icu)	AC400V	18kA	35kA	65kA	18kA	35kA	65kA	35kA	70kA	35kA	70kA
	AC690V	4kA	8kA	8kA	8kA	8kA	8kA	8kA	8kA	8kA	8kA
Rated ultimate short-circuit breaking capacity Icu (kA)	AC400V	25kA	50kA	65kA	25kA	50kA	65kA	50kA	70kA	50kA	70kA
	AC690V	8kA	8kA	8kA	4kA	8kA	8kA	8kA	8kA	8kA	8kA
Rated short-term withstand current Icw(kA)		-	-	-	-	-	-	10kA/1s	10kA/1s	10kA/1s	10kA/1s
Applicable frequency:		50/60Hz		50/60Hz		50/60Hz		50/60Hz	50/60Hz	50/60Hz	50/60Hz
Selective category:		Class A			Class B						
Overcurrent release type:		Electronic									
VM6E outline dimension (mm) Width (W)*Length (L)*Height (H)	Frame current	VM6E-160			VM6E-250			VM6E-400		VM6E-630	
	Number of poles	3P	4P		3P	4P		3P	4P	3P	4P
	Width	90	120		105	140		140	184	140	184
	Length	155	155		165	165		257	257	257	257
	Height/face cover	68/82	68/82		68/88	68/88		103	103	103	103
	Height/ handle	94/108	94/108		96/116	96/116		152	152	152	152

Note: The height from the bottom of the base to the (face cover/handle)

Main performance indicator

Molded case circuit breake:		VM6E-800		VM6E-1250		VM6E-2000	
Frame current In:		630A (400A-630A adjustable) 800A (500A-800A adjustable)		1000A (630A-1000A adjustable) 1250A (850A-1250A adjustable)		1250A (500A-1250A adjustable) 1600A (630A-1600A adjustable) 2000A (800A-2000A adjustable)	
Short circuit breaking capacity code:		M	H	M	H	M	H
Number of poles:		3P; 4P		3P; 4P		3P; 4P	
Rated working voltage Ue (V), AC:		AC400V, AC690V		AC400V, AC690V		AC400V, AC690V	
Rated insulation voltage Ui (V):		1000V	1000V	1000V	1000V	1000V	1000V
Rated impulse withstand voltage Uimp (kV)		8kV	8kV	8kV	8kV	8kV	8kV
Rated service short-circuit breaking capacity Ics (% Icu)	AC400V	50kA	50kA	50kA	50kA	50kA	85kA
	AC690V	10kA	10kA	10kA	10kA	20kA	20kA
Rated ultimate short-circuit breaking capacity Icu (kA)	AC400V	65kA	65kA	65kA	65kA	50kA	100kA
	AC690V	20kA	20kA	20kA	20kA	20kA	20kA
Rated short-term withstand current Icw(kA)		20kA/1s	20kA/1s	20kA/1s	20kA/1s	20kA/1s	20kA/1s
Applicable frequency:		50/60Hz	50/60Hz	50/60Hz	50/60Hz	50/60Hz	50/60Hz
Selective category:		Class B					
Overcurrent release type:		Electronic					
VM6E outline dimension (mm) Width (W)*Length (L)*Height (H)	Frame current	VM6E-800		VM6E-1250		VM6E-2000	
	Number of poles	3P	4P	3P	4P	3P	4P
	Width	210	280	210	280	210	280
	Length	275.5	275.5	275.5	275.5	340	340
	Height/face cover	103	103	103	103	141	141
	Height/ handle	152	152	152	152	244	244

Note: The height from the bottom of the base to the (face cover/handle)

Accessory

Molded case circuit breaker:		VM6E 160		VM6E 250		VM6E- 400		VM6E 630		VM6E 800		VM6E 1250		VM6E 2000	
Number of poles		3P	4P	3P	4P	3P	4P	3P	4P	3P	4P	3P	4P	3P	4P
VM6E external accessories:	Electric operation	■	■	■	■	■	■	■	■	■	■	■	■	■	■
	Manual operation	■	■	■	■	■	■	■	■	■	■	■	■	■	■
	Extension copper bar	■	■	■	■	■	■	■	■	■	■	■	■	■	■
	Mechanical interlocking	■	■	■	■	■	■	■	■	■	■	—	—	—	—
	Plug-in front-panel split type	■	■	■	■	■	■	■	■	■	■	—	—	—	—
	Plug-in front-panel integrated type	■	■	■	■	■	■	■	■	■	■	—	—	—	—
	Plug-in front-panel fixed type	■	■	■	■	■	■	■	■	■	■	—	—	—	—
	Plug-in back-panel split type	■	■	■	■	■	■	■	■	■	■	—	—	—	—
	Plug-in back-panel integrated type	■	■	■	■	■	■	■	■	■	■	—	—	—	—
	Plug-in back-panel fixed type	■	■	■	■	■	■	■	■	■	■	—	—	—	—
	Draw-out back-panel type	—	—	—	—	■	—	■	—	■	—	—	—	—	—

VM6E series electronic molded case circuit breaker quick selection table

Internal accessory code and installation location	Model / Number of poles / Accessory name	VM6E-160		VM6E-250		VM6E-400/630		VM6E-800/1250		VM6E-2000	
		3P	4P	3P	4P	3P	4P	3P	4P	3P	4P
00	None	—	—	—	—	—	—	—	—	—	—
08	Alarm contact	▫	▫	▫	▫	▫	▫	▫	▫	▫	▫
10	Shunt release	▫◒	▫◒	▫◒	▫◒	▫●	▫●	▫●	▫●	▫●	▫●
18	Shunt release+alarm contact	▫◒	▫◒	▫◒	▫◒	▫●	▫●	▫●	▫●	▫●	▫●
20	Single auxiliary contact	◧	◧	◧	◧	◧	◧	◧	◧	◧	◧
27	Dual auxiliary contacts	▮	▮	▮	▮	▮	▮	▮	▮	▮	▮
28	Single auxiliary contact+alarm contact	▫◧	▫◧	▫◧	▫◧	▫◧	▫◧	▫◧	▫◧	▫◧	▫◧
29	Dual auxiliary contacts+alarm contact	—	—	—	—	▫▮	▫▮	▫▮	▫▮	▫▮	▫▮
30	Undervoltage release	▫○	▫○	▫○	▫○	▫○	▫○	▫○	▫○	▫○	▫○
38	Undervoltage release+alarm contact	—	—	—	—	▫○	▫○	▫○	▫○	▫○	▫○
40	Shunt release+single auxiliary contact	◧◒	◧◒	◧◒	◧◒	◧●	◧●	◧●	◧●	◧●	◧●
41	Shunt release+dual auxiliary contacts	▮◒	▮◒	▮◒	▮◒	▮●	▮●	▮●	▮●	▮●	▮●
48	Shunt release auxiliary alarm contact	▫◧◒	▫◧◒	▫◧◒	▫◧◒	▫◧●	▫◧●	▫◧●	▫◧●	▫◧●	▫◧●
50	Shunt release undervoltage release	○◒	○◒	○◒	○◒	●○	●○	●○	●○	●○	●○
60	Two sets of single auxiliary contacts	—	—	—	—	◧◧	◧◧	◧◧	◧◧	◧◧	◧◧
61	Single auxiliary contact+dual auxiliary contacts	—	—	—	—	▮◧	▮◧	▮◧	▮◧	▮◧	▮◧
62	Two sets of dual auxiliary contacts	—	—	—	—	▮▮	▮▮	▮▮	▮▮	▮▮	▮▮
68	Single auxiliary contact+auxiliary alarm contact	—	—	—	—	▫◧	▫◧	▫◧	▫◧	▫◧	▫◧
69	Dual auxiliary contacts+auxiliary alarm contact	—	—	—	—	▫▮	▫▮	▫▮	▫▮	▫▮	▫▮
70	Undervoltage release+single auxiliary contact	—	—	—	—	◧○	◧○	◧○	◧○	◧○	◧○
71	Undervoltage release+dual auxiliary contacts	—	—	—	—	▮○	▮○	▮○	▮○	▮○	▮○
78	Undervoltage release+auxiliary alarm contact	—	—	—	—	▫○	▫○	▫○	▫○	▫○	▫○

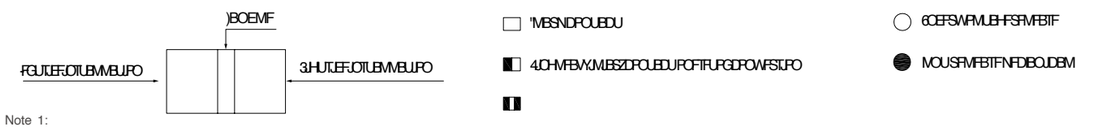

Note 1:
Code 50: 125, 160 require customized left undervoltage release; 250 requires customized left shunt release, with optional range of shunt and undervoltage voltage: DC24V, DC110V, DC220V, AC230V, AC400V; conventional: AC230V.

VM6EY

Electronic LCD molded case circuit breaker



- Real-time display of three-phase voltage and load current;
- Equipped with 0.5 class high-precision measurement, four-remote control, overvoltage, undervoltage and phase loss protection functions

VM6EY series electronic LCD molded case circuit breaker quick selection table

VM6EY -	250	M	P1	/	4	3
Product code: VM6EY series electronic LCD molded case circuit breaker	Frame current optional code: 250 400 630 800 1250	Short-circuit breaking capacity optional code: M: Moderate breaking type H: High breaking type Note: Conventional:M type;	Optional operation code: No code: direct operation P1:DC3 electric operation (market standard) P2: DC6 series electric operation (SHANGTU type) ZY1:Rotating handle (manual center type-circular handle)-(preferred for regular type) ZF1:Rotating handle (manual center type-square handle) ZY2: Rotating handle (manual eccentric-circular handle) ZF2: Rotating handle (manual eccentric-square handle) Z3: Rotating handle (manual operation integrated) (Only available for 160 and 250) Note: Electric operating voltage: DC24, DC110V,DC220V AC230V, AC400V; Conventional: AC230V.		Poles number code: 3: 3P 4: 4P	Knob optional code: 3: 3 knobs 6: 6 knobs

00	2	B	JL	/	P	Z	In=250A
Internal accessory optional code: See "Installation details of internal accessories for VM6EY series electronic molded case circuit breaker" Note: The standard factory default is lead type: wire length 500mm (other lengths need to be customized); terminal types can be custom-made; undervoltage accessories only have terminal types	Usage code No code: For power distribution protection 2: For motor protection Note: Magnetic protection 14In no action, 20In action, 700A-2000A no motor protection type	4P product optional code: A: The N pole is not equipped with overcurrent release, and the N pole is always connected B: The N pole is not equipped with overcurrent release, and the N pole is open and closed together with the other three poles C: The N pole is equipped with overcurrent release and the N pole is open and closed together with the other three poles D: The N pole is equipped with overcurrent release, and the N pole is always connected	Additional function code: No code: normal product G: With grounding protection III: Overload alarm without trip R: thermomagnetic protection function V: Low temperature rise type 40K VI: Low temperature rise type 50K VII: Low temperature rise type 60K		Optional installation and wiring method code: No code: front-panel wiring (fixed type) P: Connection bar (extension copper bar) Z1:Back-panel wiring (fixed type) Z2Q: Plug-in front-panel wiring (split type) Z2H: plug-in back-panel wiring (split type) Z3Q: plug-in front-panel wiring (integrated type) Z3H: plug-in back-panel wiring (integrated type) DF: Draw-out front-panel wiring DR: Draw-out back-panel wiring Note: 160 and 250 have no draw-out type; 1250 and 2000 only have connecting bars	Protective accessory code No code: normal product Z: Terminal cover Note: The terminal cover only available for three poles; 400, 630 are classified to narrow and long type, wide and long type, default to wide and long type; 2000 currently unavailable	Rated current: 250#: 125A (0.4-1.0In) ; 250A (0.4-1.0In) ; 400#: 400A (0.4-1.0In) ; 630#: 630A (0.4-1.0In) ; 800#: 630A (0.4-1.0In) ; 800A (0.4-1.0In) ; 1250#: 1000A (0.4-1.0In) ; 1250A (0.4-1.0In) ;

Main performance indicator

Molded case circuit breaker: :		VM6EY-250		VM6EY-400		VM6EY-630	
Frame current In:		125A（0.4-1.0In）； 250A（0.4-1.0In）；		400A（0.4-1.0In）；		630A（0.4-1.0In）；	
Short circuit breaking capacity code:		M	H	M	H	M	H
Number of poles:		3P，4P		3P，4P		3P，4P	
Rated working voltage Ue (V), AC:		AC400V		AC400V		AC400V	
Rated insulation voltage Ui (V):		1000V		1000V		1000V	
Rated impulse withstand voltage Uimp (KV):		8kV		8kV		8kV	
Rated service short-circuit breaking capacity Ics (kA):	AC400V	35kA	65kA	50kA	70kA	50kA	70kA
Rated ultimate short-circuit breaking capacity Icu (kA):	AC400V	50kA	65kA	`50kA	70kA	50kA	70kA
Rated short-term withstand current Icw (kA):		-	-	10kA/1s	10kA/1s	10kA/1s	10kA/1s
Selective category:		Class B					
Overcurrent release type:		Electronic					
VM6EY outline dimension (mm) Width (W)*Length(L)*Height (H))	Frame current	VM6EY-250		VM6EY-400		VM6EY-630	
	Number of poles	3P	4P	3P	4P	3P	4P
	Width	105	140	140	184	210	280
	Length	165		257		275.5	
	Height/face cover	88		103		103	
	Height/handle	116		152		152	

Note: The height from the bottom of the base to the (face cover/handle)

VM6EY electronic LCD molded case circuit breaker

VIOX®

Main performance indicator

Molded case circuit breaker: :		VM6EY-800		VM6EY-1250	
Frame current In:		630A（0.4-1.0In）； 800A（0.4-1.0In）；		1000A（0.4-1.0In）； 1250A（0.4-1.0In）；	
Short circuit breaking capacity code:		M	H	M	H
Number of poles:		3P，4P		3P，4P	
Rated working voltage Ue (V), AC:		AC400V		AC400V	
Rated insulation voltage Ui (V):		1000V		1000V	
Rated impulse withstand voltage Uimp (KV):		8kV		8kV	
Rated service short-circuit breaking capacity Ics (kA):	AC400V	50kA	65kA	50kA	65kA
Rated ultimate short-circuit breaking capacity Icu (kA):	AC400V	50kA	85kA	50kA	85kA
Rated short-term withstand current Icw (kA):		20kA/1s	20kA/1s	20kA/1s	20kA/1s
Selective category:		Class B			
Overcurrent release type:		Electronic			
VM6EY outline dimension (mm) Width (W)*Length(L)*Height (H))	Frame current	VM6EY-800		VM6EY-1250	
	Number of poles	3P	4P	3P	4P
	Width	210	280	210	280
	Length	275.5		275.5	
	Height	103		103	
	Height	152		152	

Note: The height from the bottom of the base to the (face cover/handle)

Accessory

Molded case circuit breaker:		VM6EY 250		VM6EY 400		VM6EY 630		VM6EY 800		VM6EY 1250	
Number of poles		3P	4P	3P	4P	3P	4P	3P	4P	3P	4P
VM6EY external accessories:	Electric operation	■	■	■	■	■	■	■	■	■	■
	Manual operation	■	■	■	■	■	■	■	■	■	■
	Extension copper bar	■	■	■	■	■	■	■	■	■	■
	Mechanical interlocking	■	■	■	■	■	■	■	■	—	—
	Plug-in front-panel split type	■	■	■	■	■	■	■	■	—	—
	Plug-in front-panel integrated type	■	■	■	■	■	■	■	■	—	—
	Plug-in front-panel fixed type	■	■	■	■	■	■	■	■	—	—
	Plug-in back-panel split type	■	■	■	■	■	■	■	■	—	—
	Plug-in back-panel integrated type	■	■	■	■	■	■	■	■	—	—
	Plug-in back-panel fixed type	■	■	■	■	■	■	■	■	—	—
	Draw-out back-panel type	—	—	■	—	■	—	■	—	—	—

Installation details of internal accessories for VM6EY series electronic LCD molded case circuit breaker

Internal accessory code and installation location	Accessory name \ Number of poles \ Model	VM6EY-250 3P	VM6EY-250 4P	VM6EY-400/630 3P	VM6EY-400/630 4P	VM6EY-800/1250 3P	VM6EY-800/1250 4P
00	None	——	——	——	——	——	——
08	Alarm contact	□	□	□	□	□	□
10	Shunt release	●	●	●	●	●	●
18	Shunt release+alarm contact	——	● □	□ ●	□ ●	□ ●	□ ●
20	Single auxiliary contact	◧	◧	◧	◧	◧	◧
27	Dual auxiliary contacts	◨	◨	◨	◨	◨	◨
28	Single auxiliary contact+alarm contact	□ ◧	□ ◧	□ ◧	□ ◧	□ ◧	□ ◧
29	Dual auxiliary contacts+alarm contact	——	□ ◨	□ ◨	□ ◨	□ ◨	□ ◨
30	Undervoltage release	○	○	○	○	○	○
38	Undervoltage release+alarm contact	——	○ □	□ ○	□ ○	□ ○	□ ○
40	Shunt release+single auxiliary contact	——	● ◧	◧ ●	● ◧	◧ ●	● ◧
41	Shunt release+dual auxiliary contacts	——	● ◨	◨ ●	◨ ●	◨ ●	◨ ●
48	Shunt release auxiliary alarm contact	——	● □ ◧	□ ◧ ●	□ ◧ ●	□ ◧ ●	□ ◧ ●
50	Shunt release undervoltage release	——	——	——	● ○	——	● ○
60	Two sets of single auxiliary contacts	——	◧ ◧	◧ ◧	◧ ◧	◧ ◧	◧ ◧
61	Single auxiliary contact+dual auxiliary contacts	——	◨ ◧	——	◨ ◧	——	◨ ◧
62	Two sets of dual auxiliary contacts	——	◨ ◨	——	◨ ◨	——	◨ ◨
68	Single auxiliary contact+auxiliary alarm contact	——	□ ◧ ◧	□ ◧ ◧	□ ◧ ◧	□ ◧ ◧	□ ◧ ◧
69	Dual auxiliary contacts+auxiliary alarm contact	——	□ ◨ ◧	——	□ ◨ ◧	——	□ ◨ ◧
70	Undervoltage release+single auxiliary contact	——	○ ◧	◧ ○	◧ ○	◧ ○	◧ ○
71	Undervoltage release+dual auxiliary contacts	——	○ ◨	——	◨ ○	——	◨ ○
78	Undervoltage release+auxiliary alarm contact	——	□ ◧ ○	——	□ ◧ ○	——	□ ◧ ○

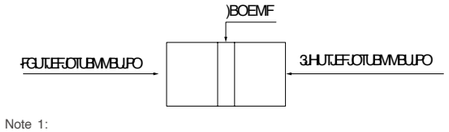

□ 'MBSNDPOUBDU

◧ 4CHMFBYMMBSZDPOUBDUPGTUSDPWFSTUPS

◨

○ 6CEFSVMFMUBHFSFMFBTF

● MOUSFMFBTFNFDBOJDBM

Note 1:
Code 50: 125, 160 require customized left undervoltage release; 250 requires customized left shunt release, with optional range of shunt and undervoltage voltage: DC24V, DC110V, DC220V, AC230V, AC400V; conventional: AC230V.

VM6ELY

Electronic Leakage LCD molded case circuit breaker



- Dedicated for Southern Power Grid
- Residualcurrent protection function
- It supports remote communication
- Green and eco-friendly

VM6ELY series electronic leakage LCD molded case circuit breaker quick selection table

VM6ELY-	250	M	P1	/	4	3
Product code: VM6ELY series electronic leakage LCD molded case circuit breake	Frame current optional code: 160 250 400 630 800	Short-circuit breaking capacity optional code: M: Moderate breaking type H: High breaking type Note: Conventional:M type;	Optional operation code: No code: direct operation P1:DC3 electric operation (market standard) P2: DC6 series electric operation (SHANGTU type) ZY1:Rotating handle (manual center type-circular handle)-(preferred for regular type) ZF1:Rotating handle (manual center type-square handle) ZY2: Rotating handle (manual eccentric-circular handle) ZF2: Rotating handle (manual eccentric-square handle) Z3: Rotating handle (manual operation integrated) (Only available for 250) Note: Electric operating voltage: DC24, DC110V,DC220V AC230V, AC400V; Conventional: AC230V.		Poles number code: 4: 4P	Release method optional code: 3: Electronic release

00	2	B	WD	P	Z	; In=250A
Internal accessory optional code: See "Installation details of internal accessories for VM6ELY series electronic molded case circuit breaker" Note: The standard factory default is lead type: wire length 500mm (other lengths need to be customized); terminal types can be custom-made; undervoltage accessories only have terminal types	Usage code No code: For power distribution protection 2: For motor protection Note: Magnetic protection 14In no action, 20In action, 700A-800A no motor protection type	4P product optional code:: A: The N pole is not equipped with overcurrent release, and the N pole is always connected B: The N pole is not equipped with overcurrent release, and the N pole is open and closed together with the other three poles C: The N pole is equipped with overcurrent release and the N pole is open and closed together with the other three poles D: The N pole is equipped with overcurrent release, and the N pole is always connected	Additional function code: No code: normal product WD: Temperature display function	Optional installation and wiring method code: No code: front-panel wiring (fixed type) P: Connection bar (extension copper bar) Z1:Back-panel wiring (fixed type) Z2Q: Plug-in front-panel wiring (split type) Z2H: plug-in back-panel wiring (split type) Z3Q: plug-in front-panel wiring (integrated type) Z3H: plug-in back-panel wiring (integrated type) DF: Draw-out front-panel wiring DR: Draw-out back-panel wiring Note: 160 and 250 have no draw-out type;	Protective accessory code No code: normal product Z: Terminal cover Note: The terminal cover only available for three poles; 400, 630 are classified to narrow and long type, wide and long type, default to wide and long type;	Rated current: 160#: 40A-100A 50A-125A 63A-160A 250#: 50A-125A 100A-250A 400#: 160A-400A 630# 250A-630A 800#: 250A-630A 320A-800A

VM6ELY electronic leakage LCD molded case circuit breaker

Main performance indicator

Molded case circuit breaker:		VM6ELY-160		VM6ELY-250	
Frame current In:		40A-100A、50A-125A、63A-160A		50A-125A、100A-250A	
Short circuit breaking capacity code:		M	H	M	H
Number of poles:		4P		4P	
Rated working voltage Ue (V) AC		AC400V		AC400V	
Rated insulation voltage Ui (V)		1000V		1000V	
Rated impulse withstand voltage Uimp (kV)		8kV		8kV	
Rated service short-circuit breaking capacity Ics (kA):	AC400V	25kA	50kA	25kA	50kA
Rated ultimate short-circuit breaking capacity Icu (kA):	AC400V	35kA	65kA	35kA	65kA
Rated short-term withstand current Icw (kA):		10kA/1s		10kA/1s	
Rated residual operating current IΔn (mA):		IΔn: 50mA, 100mA, 200mA, 300mA, 500mA, 800mA, 1000mA graded adjuVment/AC type			
IΔm:		25%Icu		25%Icu	
Selective category:		Class B			
Overcurrent release type:		Electronic			
Residual current release type;		Electronic			
VM6ELY outline dimension (mm) Width (W)*Length(L)*Height(H)	Frame current	VM6ELY-160		VM6ELY-250	
	Number of poles	4P		4P	
	Width	120		140	
	Length	150		165	
	Height/face cover	82		88	
	Height/handle	108		116	

Note: The height from the bottom of the base to the (face cover/handle)

VM6ELY electronic leakage LCD molded case circuit breaker

Main performance indicator

Molded case circuit breaker:		VM6ELY-400		VM6ELY-630		VM6ELY-800	
Frame current In:		160A~400A		252A~630A		630A(252A~630A; 800A(320A~800A);	
Short circuit breaking capacity code:		M	H	M	H	M	H
Number of poles:		4P		4P		4P	
Rated working voltage Ue (V) AC		AC400V		AC400V		AC400V	
Rated insulation voltage Ui (V)		1000V		1000V		1000V	
Rated impulse withstand voltage Uimp (kV)		8kV		8kV		8kV	
Rated service short-circuit breaking capacity Ics (kA):	AC400V	35kA	50kA	35kA	50kA	50kA	65kA
Rated ultimate short-circuit breaking capacity Icu (kA):	AC400V	50kA	70kA	50kA	70kA	50kA	85kA
Rated short-term withstand current Icw (kA):		10kA/1s		10kA/1s		20kA/1s	
Rated residual operating current IΔn (mA):		50mA, 100mA, 200mA, 300mA, 500mA, 800mA, 1000mA adjustable/AC type					
IΔm:		25%Icu		25%Icu		25%Icu	
Selective category:		Class B					
Overcurrent release type:		Electronic					
Residual current release type;		Electronic					
VM6ELY outline dimension (mm) Width (W)*Length(L)*Height(H)	Frame current	VM6ELY-400		VM6ELY-630		VM6ELY-800	
	Number of poles	4P		4P		4P	
	Width	184		184		280	
	Length	257		257		275.5	
	Height/face cover	103		103		103	
	Height/handle	152		152		152	

Note: The height from the bottom of the base to the (face cover/handle)

Accessory

VM6ELY Size (mm) Width(W) Length(L)*Height (H)	Molded case circuit breaker:	VM6ELY-160	VM6ELY-250	VM6ELY-400	VM6ELY-630	VM6ELY-800
	Number of poles	4P	4P	4P	4P	4P
VM6E external、accessories:	Electric operation	■	■	■	■	■
	Manual operation	■	■	■	■	■
	Extension copper bar	■	■	■	■	■
	Mechanical interlocking	■	■	■	■	■
	Plug-in front-panel split type	■	■	■	■	■
	Plug-in front-panel integrated type	■	■	■	■	■
	Plug-in front-panel fixed type	■	■	■	■	■
	Plug-in back-panel split type	■	■	■	■	■
	Plug-in back-panel integrated type	■	■	■	■	■
	Plug-in back-panel fixed type	■	■	■	■	■
	Draw-out back-panel type:	—	—	—	—	—

Installation details of internal accessories for VM6ELYseries electronic leakage LCD molded case circuit

Internal accessory code and installation location	Model / Number of poles / Accessory name	VM6ELY-160	VM6ELY-250	VM6ELY-400/630	VM6ELY-800
		4P	4P	4P	4P
00	None	——	——	——	——
08	Alarm contact				
10	Shunt release				
18	Shunt release+alarm contact				
20	Single auxiliary contact				
27	Dual auxiliary contacts				
28	Single auxiliary contact+alarm contact				
29	Dual auxiliary contacts+alarm contact				
30	Undervoltage release				
38	Undervoltage release+alarm contact				
40	Shunt release+single auxiliary contact				
41	Shunt release+dual auxiliary contacts				
48	Shunt release auxiliary alarm contact				
50	Shunt release undervoltage release	——	——		
60	Two sets of single auxiliary contacts				
61	Single auxiliary contact+dual auxiliary contacts				
62	Two sets of dual auxiliary contacts				
68	Single auxiliary contact+auxiliary alarm contact				
69	Dual auxiliary contacts+auxiliary alarm contact				
70	Undervoltage release+single auxiliary contact				
71	Undervoltage release+dual auxiliary contacts				
78	Undervoltage release+auxiliary alarm contact				

Note 1:
Code 50: 125,160 require customized left undervoltage release; 250 requires customized left shunt release, with optional range of shunt and undervoltage voltage: DC24V, DC110V, DC220V, AC230V, AC400V; conventional: AC230V.

VM7

New energy high voltage circuit breaker



- Modular internal accessories for easy and fast replacement
- Rated working voltage: AC800V-AC1000V-AC1140V
- Suitable for high voltage locations such as mines, metallurgy, photovoltaics, wind energy, etc

Main performance indicator

High voltage circuit breaker:		VM7-320		VM7-630		
Frame current In:		16A,20A,25A,32A,40A,50A,63A,75A,80A,100A,125A, 140A,160A,180A,200A,225A,250A,320A		225A、250A、320A、350A、400A、500A、630A		
Number of poles		3P				
Rated working voltage Ue AC 50-60Hz		380/415V	690V	800V	1000V	1140V
Rated insulation voltage Ui		1200V				
Rated impulse withstand voltage Uimp		12kV				
Power frequency withstand voltage (1min)		3500V				
Rated ultimate short-circuit breaking capacity Icu (kA)	Breaking capacity level	AC380/415V	AC690	AC800V	AC1000V	AC1140V
	H	100	65	50	30	20
	M	/	60	50	20	12
Rated service short-circuit breaking capacity Ics (kA)	H	100	65	50	30	20
	M	/	60	50	20	12
Mechanical life (times)		15000				
Electrical life (times)		15000	3000	1000	1000	1000
Arc distance (mm)		50				
Basic dimension W×L×H(mm)		120×200×103		158×325×177		
Instantaneous release		15In or 10In				
Reference ambient temperature		40°C				

Installation details of internal accessories for VM7 series new energy high voltage circuit breaker

Internal accessory code and installation location	Model / Number of poles / Accessory name	VM7-320	VM7-630
		3P	3P
00	None	——	——
08	Alarm contact		
10	Shunt release		
18	Shunt release+alarm contact		
20	Single auxiliary contact		
27	Dual auxiliary contacts		
28	Single auxiliary contact+alarm contact		
29	Dual auxiliary contacts+alarm contact		
30	Undervoltage release		
38	Undervoltage release+alarm contact		
40	Shunt release+single auxiliary contact		
41	Shunt release+dual auxiliary contacts		
48	Shunt release auxiliary alarm contact		
50	Shunt release undervoltage release		
60	Two sets of single auxiliary contacts		
61	Single auxiliary contact+dual auxiliary contacts		
62	Two sets of dual auxiliary contacts		
68	Single auxiliary contact+auxiliary alarm contact		
69	Dual auxiliary contacts+auxiliary alarm contact		
70	Undervoltage release+single auxiliary contact		
71	Undervoltage release+dual auxiliary contacts		
78	Undervoltage release+auxiliary alarm contact		

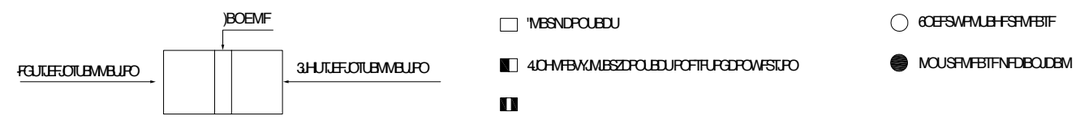

Note 1:
Code 50: 125, 160 require customized left undervoltage release; 250 requires customized left shunt release, with optional range of shunt and undervoltage voltage: DC24V, DC110V, DC220V, AC230V, AC400V; conventional: AC230V.

VM7DC

New energy high voltage circuit breaker



- Zero arc, +50°C
- It complies with UL 489 standard
- Single pole DC1500V Ics=10kA
- No capacity derating, no polarity, no capacity derating for reversing line

Main performance indicator

Model	VM7DC-320	VM7DC-400/630	VM6DC-1600	
Rated current	63、80、100、125、140、160、180、200、225、250、315、320	225、250、320、350、400、500、630	800A、1000A、1250A、1500A、1600A	
Number of poles	2P	2P	3P	4P
Rated working voltage Ue DC	1500	1500	1500	
Rated insulation voltage Ui (V)	1800		1800	
Rated impulse withstand voltage Uimp (V)	12		12	
Power frequency withstand voltage (1min) (kV)	3500		3500	
Rated ultimate short-circuit breaking capacity Icu (V)	DC1200V	DC1500V	DC750V	DC1000V	DC750V	DC1000V	DC1200V	DC1500V
Rated service short-circuit breaking capacity Ics (kA)	35kA	20kA	85kA	50kA	50kA	30kA	15kA	10kA
Mechanical life (kA)	4000							
Electrical life (times)	10000		500					
Arc distance (times)	50、0 (with arc extinguishing chamber)		100					
Basic dimension WxLxH(mm)	90x215x136	110x275x152	3P：210x340x244 4P：280x340x244					
Instantaneous release (mm)	5In or 10In							
Reference ambient temperature (°C)	50°C							

Installation details of internal accessories for VM7DC DC series molded case circuit breaker

Internal accessory code and installation location	Model / Number of poles / Accessory name	VM7DC-320	VM7DC-400/630	VM7DC-1600	
		2P	2P	3P	4P
00	None	——	——	——	——
08	Alarm contact	□	□	□	□
10	Shunt release	●	●	●	●
18	Shunt release+alarm contact	——	□ ●	□ ●	□ ●
20	Single auxiliary contact	◧	◧	◧	◧
27	Dual auxiliary contacts	◧◧	◧◧	◧◧	◧◧
28	Single auxiliary contact+alarm contact	□ ◧	□ ◧	□ ◧	□ ◧
29	Dual auxiliary contacts+alarm contact	——	□ ◧◧	□ ◧◧	□ ◧◧
30	Undervoltage release	○	○	○	○
38	Undervoltage release+alarm contact	——	○ □	□ ○	□ ○
40	Shunt release+single auxiliary contact	——	◧ ●	◧ ●	◧ ●
48	Shunt release+auxiliary alarm contact	——	□ ◧ ●	□ ◧ ●	□ ◧ ●
62	Two sets of dual auxiliary contacts	——	◧◧	◧◧	◧◧
68	Single auxiliary contact+auxiliary alarm contact	□ ◧	□ ◧	□ ◧	□ ◧
69	Dual auxiliary contacts+auxiliary alarm contact	——	□ ◧◧	□ ◧◧	□ ◧◧
70	Undervoltage release+single auxiliary contact	——	◧ ○	◧ ○	◧ ○



Note 1:
Code 50: 125, 160 require customized left undervoltage release; 250 requires customized left shunt release, with optional range of shunt and undervoltage voltage: DC24V, DC110V, DC220V, AC230V, AC400V; conventional: AC230V.

VM6ZY-400MP

IoT circuit breaker



- Quick opening and closing
- Multiple communication interfaces
- Electrical measurement
- Four-section protection

Main performance indicator

Model		VM6ZY-250MP		VM6ZY-400MP		VM6ZY-630MP		VM6ZY-1000MP	
Rated frame current Inm (A)		250		400		630		1000	
Rated current In (A)		125(50-125A) 250(100-250A)		400(160-400A)		630(252-630A)		630(252-630A) 800(320-800A) 1000(400-1000A)	
Rated working voltage Ue (V)		AC400V							
Rated insulation voltage Ui (M)		1000							
Rated impulse withstand voltage Uimp (kV)		8							
Number of poles		3P	4P	3P	4P	3P	4P	3P	4P
Rated ultimate short-circuit breaking capacity Icu (kA)	AC400V	50		50		50		50	
Rated service short-circuit breaking capacity Ics (kA)	AC400V	35		35		35		50	
Selective category		B		B		B		B	
ICW		5kA/1s		10kA/1s		10kA/1s		15kA/1s	
Electrical life (times)		1000		1000		500		500	
Mechanical life	Maintenance free	7000		4000		2500		2500	
	With maintenance	10000		7000		3500		3500	
Operation quick response time		≤1s		≤1s		≤1s		≤1s	
Outline dimension (L mm*W mm*H mm)		220*105*135	220*140*135	285*140*165	285*140*165	285*140*165	285*184*165	300*210*165	300*280*165

VM6ZY-250M

IoTintelligent circuit breaker



- Complete specifications
- Communication function
- Data acquisition
- Modular design

Main performance indicator

Model		VM6ZY-250M		VM6ZY-400M		VM6ZY-630M		VM6ZY-1000M	
Rated frame current Inm (A)		250		400		630		1000	
Rated current In (A)		125(50-125A) 250(100-250A)		400(160-400A)		630(252-630A)		630(252-630A) 800(320-800A) 1000(400-1000A)	
Rated working voltage Ue (V)		AC400V							
Rated insulation voltage Ui (V)		1000							
Rated impulse withstand voltage Uimp (kV)		8							
Number of poles		3P	4P	3P	4P	3P	4P	3P	4P
Rated ultimate short-circuit breaking capacity cu (kA)	AC400V	50		50		50		50	
Rated service short-circuit breaking capacity Ics (kA)	AC400V	35		35		35		50	
Selective category		B		B		B		B	
ICW		5kA/1s		10kA/1s		10kA/1s		15kA/1s	
Electrical life (times)		1000		1000		500		500	
Mechanical life	Maintenance free	7000		4000		2500		2500	
	With maintenance	10000		7000		3500		2500	
Outline dimension (L mm*W mm*H mm)		220*105*107	220*140*107	285*140*130	285*184*130	285*140*130	285*184*130	300*210*130	300*280*130

VM6LE

Photovoltaic IoT reclosing molded case circuit breaker



- Anti-islanding function
- 485 remote communication
- Carrier communication function
- Photovoltaic reclosing function
- High precision metering function

VM6LE series photovoltaic IoT reclosing molded case circuit breaker quick selection table

VM6LE -	250	M	/	4	3
Product code: VM6LE series reclosing molded case circuit breaker	Frame current optional code: 160 250 400 630 800 1250	Short-circuit breaking capacity optional code: C: Economic type S: Standard type M: Moderate breaking type H: High breaking type Note: C, S are short type reclosing M, H are tall type reclosing		Poles number code: 4: 4P	Release method optional code: 3: Electronic release

0	B	JL	P	GW	, In=250A
Internal accessory optional code: 21: Single auxiliary contact 22: Two sets of auxiliary contacts Note: The standard factory default is lead type: wire length 500mm (other lengths need to be customized);	4P product optional code:: A: The N pole is not equipped with overcurrent release, and the N pole is always connected B: The N pole is not equipped with overcurrent release, and the N pole is open and closed together with the other three poles C: The N pole is equipped with overcurrent release and the N pole is open and closed together with the other three poles D: The N pole is equipped with overcurrent release, and the N pole is always connected Note: Conventional: A (3P+N):	Additional function code: No code: normal product JL: Metering function WD: Temperature display function Z: Carrier function GF: Photovoltaic function FK: Cost control function (passive signal) FKV: Cost control function (level signal) GZ: Photovoltaic carrier function	Optional installation and wiring method code: No code: Front-panel wiring (fixed type) P: connecting bar (extension copper bar)	Communication protocol code: No code: Jiangsu protocol GW: State Grid protocol FJ:Fujian protocol SD: Shandong protocol MB1: Modbus protocol MB2: Modbus protocol (English cost control function) Note: Conventional production complies with Jiangsu protocol;	Rated current : 160# : 125A : 50A-125A ; 160A : 63A -160A 250# : 125A : 50A -125A 250A : 100A -250A ; 400# : 400A : 160A -400A ; 630# : 630A : 250A -630A ; 800# : 630A : 250A -630A ; 800A : 320A -800A ; 1250#: 1000A: 400A-1000A 1250A: 500A-1250A

VM6LE Photovoltaic IoT reclosing molded case circuit breaker

Main performance indicator

Molded case circuit breaker:		VM6LE-160				VM6LE-250			
Frame current In:		160A(64A-160A stepless adjustable) 100A（40A-100A stepless adjustable）				250A(100A-250A stepless adjustable) 125A（50A-125A stepless adjustable）			
Short circuit breaking capacity code:		C	S	M	H	C	S	M	H
Number of poles:		4P				4P			
Rated working voltage Ue (V), AC:		AC400V				AC400V			
Rated insulation voltage Ui (V):		1000V				1000V			
Limp impulse withstand voltage Uimp (KV):		8kV				8kV			
Rated service short-circuit breaking capacity Ics (kA)	AC400V	35kA				35kA			
Rated ultimate short-circuit breaking capacity Icu (kA)	AC400V	50kA				50kA			
Rated short-term withstand current Icw (kA):		5kA/1s				8kA/1s			
Rated residual operating current I△n (mA):		50mA, 100mA, 200mA, 300mA, 400mA, 500mA, 800mA, 1000mA adjustable							
I△m:		25%Icu				25%Icu			
Rated residual operation type:		AC type				AC type			
Automatic reclosing time:		20s-60s；TD type				20s-60s；TD type			
Selective category:		Class B							
Overcurrent release type:		Electronic							
Leakage release type:		Electronic							
VM6LE outline dimension (mm) Width(W)*Length(L)*Height (H)	Frame current	VM6LE-160				VM6LE-250			
	Number of poles	4P				4P			
	Width	120				142			
	Length	180				240			
	Height	112				100			

VM6LE Photovoltaic IoT reclosing molded case circuit breaker

Main performance indicator

Molded case circuit breaker:		VM6LE-400				VM6LE-630				VM6LE-800		VM6LE-1250	
Frame current In:		400A(160A~400A stepless adjustable)				630A(252A-630A stepless adjustable)				800A（320A-800A stepless adjustable）		1000A（400A-1000A stepless adjustable） 1250A（500A-1250A stepless adjustable）	
Short circuit breaking capacity code:		C	S	M	H	C	S	M	H	M	H	M	H
Number of poles:		4P				4P				4P		4P	
Rated working voltage Ue (V), AC:		AC400V				AC400V				AC400V			
Rated insulation voltage Ui (V):		1000V				1000V				1000V			
Limp impulse withstand voltage Uimp (KV):		8kV				8kV				8kV			
Rated service short-circuit breaking capacity Ics (kA)	AC400V	42kA				42kA				35kA			
Rated ultimate short-circuit breaking capacity Icu (kA)	AC400V	65kA				65kA				50kA			
Rated short-term withstand current Icw (kA):		8kA/1s				8kA/1s				8kA/1S			
Rated residual operating current I△n (mA):		50mA，100mA,200mA ,300mA ,400mA ,500mA,800mA,1000mAadjustable											
I△m:		25%Icu				25%Icu				25%Icu			
Rated residual operation type:		AC type				AC type				AC type			
Automatic reclosing time:		20s-60s；TD type											
Selective category:		Class B											
Overcurrent release type:		Electronic											
Leakage release type:		Electronic											
VM6LE outline dimension (mm) Width(W)*Length(L)* Height (H)	Frame current	VM6LE-400				VM6LE-630				VM6LE-800		VM6LE-1250	
	Number of poles	4P				4P				4P			
	Width	198				198				280			
	Length	336				336				275.5			
	Height	157				157				169			

VM7LE

Residualcurrent operated circuit breaker



- Cost control function
- Small volume
- Communication function
- Metering function

Main performance indicator

Model		VM7LE-250	VM7LE-400/630	VM7LE-800
Number of poles			4P（3P+N）	
Rated current (A)		50A~125A 100A~250A	160A~400A 252A~630A	252A~630A 320A~800A
Rated voltage (V)			AC400V	
Rated insulation voltage (V)			AC1000V	
Short circuit breaking capacity (kA) Icu/Ics	AC400V	50/35	50/50	65/50
Number of operation cycles	ON	1000	1000	500
	OFF	7000	4000	2500
Outline dimension (mm) b-a-ca	4P（3P+N）	165*140*131	257*184*173	275.5*280*169
Automatic release device			Electronic type	

VM7E

Three-phase unbalanced phase-change switch



- Remote control
- Early warning protection
- 100,000 times life
- Power metering statistics

Main performance indicator

Model and specification		VM7E-125	VM7E-160	VM7E-250
Number of poles		Four-phase to two-phase		
Rated current (A)		125A（50A-125A）	160A（63A-160A）	250A（100A-250A）
Rated voltage (V)		AC400V/220V		
Rated impulse withstand voltage Uimp (kV)		8kV		
Rated insulation voltage (V)		AC1000V		
Rated short-term withstand current Icw		3kA/0.3s		
Short circuit breaking capacity (kA) Icu/Ics		20kA/10kA		
Number of operation cycles		≥50,000 times		
Outline dimension (mm) b-a-ca		190*140*110		
Leakage action characteristic		AC type		
Automatic reclosing time (s)		20s～60s		
Phase-change action time		8~10ms		
Automatic release device		Electronic permanent magnet type		
Overcurrent characteristic	1.05In	Non trip within 2 hours		
	1.30In	Trip within 2 hours		

VM7E-250/ZB

Multifunctional phase-change switch



- Remote contro
- Early warning protection
- 100,000 times life
- Power metering statistics

Main performance indicator

Model and specification		VM7E-125ZB	VM7E-160ZB	VM7E-250ZB
Number of poles		Four-phase to two-phase		
Rated current (A)		125A（50A-125A）	160A（63A-160A）	250A（100A-250A）
Rated voltage (V)		AC400V/220V		
Rated impulse withstand voltage Uimp (kV)		8kV		
Rated insulation voltage (V)		AC1000V		
Rated short-term withstand current Icw		3kA/0.3s		
Short circuit breaking capacity (kA) Icu/Ics		20kA/10kA		
Number of operation cycles		≥50,000 times		
Outline dimension (mm) b-a-ca	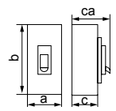	190*140*124		
Leakage action characteristic		AC type		
Automatic reclosing time (s)		20s～60s		
Phase-change action time		8~10ms		
Automatic release device		Electronic permanent magnet type		
Overcurrent characteristic	1.05In	Non trip within 2 hours		
	1.30In	Trip within 2 hours		
Power metering function				
Supportive carrier function				
Remote control				

DC6

Electric operating mechanism



- Small volume
- Integration
- New design
- Complete specifications
- With 485 communication function

Electrical characteristic

Model	125/160/250/400/630/800/1250/2000frame size
Structural form	Electromagnet type
Rated frequency	50/60Hz
Voltage specification	AC220V/DC220V、AC380V/DC380V、DC24V

Wiring diagram

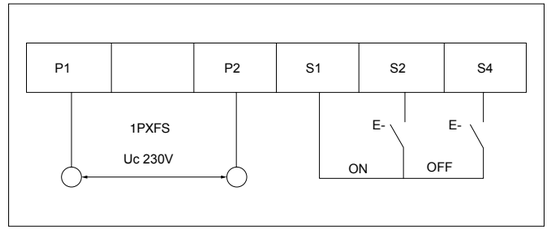

Warning

1. When manually operated, it should be operated 180° clockwise, and counterclockwise operation is prohibited.

2. During the withstand voltage test: between the incoming terminals P1 and P2 of the power supply (excluding S1, S2, S4) and the mounting screws of the electric operation, it can withstand AC 50Hz, 2000V power frequency withstand voltage test (withstand voltage test is prohibited when the rated voltage is DC24V).

3. During wiring of electric operation, P1 and P2 are prohibited from being connected to S1, S2, and S4.

4. P1 and P2 are the operating power supply access terminals; S1 is the public terminal, S2 is for closing, and S4 is for opening. P1 and P2 are the operating power supply access terminals; S1 is the public terminal, S2 is for closing, and S4 is for opening.

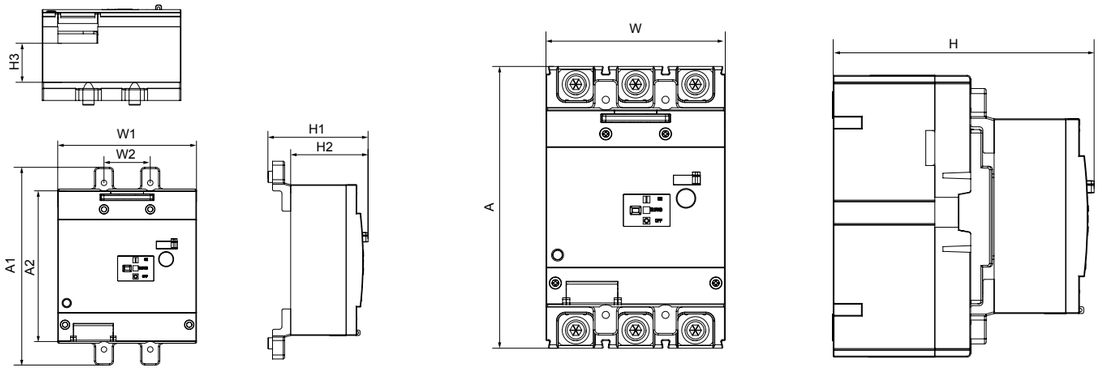

Model/size (mm)	DC6-125	DC6-160	DC6-250	DC6-400	DC6-630	DC6-800	DC6-1250	DC6-2000
A	130	155	165	257	257	275.5	275.5	340
A1	122	144	149.6	212	212	264	264	/
A2	109.5	109.5	114	177	177	174	174	174
W	75	90	105	140	140	210	210	210
W1	90	90	105	140	140	210	210	210
W2	25	30	35	44	44	70	70	70
H	140	151	153.5	170.5	170.5	190.5	190.5	225
H1	78.5	76	72	74	74	93	93	/
H2	62	62	59	61	61	78	78	78
H3	34.2	34.2	29.5	32.5	32.5	45	45	45

VM6EY-250MP3/JLY

Intelligent four-remote circuit breaker



- Small volume
- New design
- Complete specifications
- Measurement functionvv

Main performance indicator

Model and specification	VM6EY-250MP3/JLY	VM6EY-630MP3/JLY
Rated current In	125A (50-125A) 250A (100-250A)	400A (160-400A) 630A (252-630A)
Rated working voltage Ue	AC400V	
Rated insulation voltage Ui	AC1000V	
Rated impulse withstand voltage Uimp	8kV	
Rated short-term withstand current Icw	10kA/1S	
Rated ultimate short-circuit breaking capacity Icu	50KA	
Rated service short-circuit breaking capacity Ics	35KA	50KA
Operation quick response time	≦ 1s	

ECB

Cost control molded case circuit breaker



- Dedicated to Saudi Arabia
- With cost control function
- With terminal post function
- With lock and protective cover

Main performance indicator

Model		ECB-160	ECB-250	ECB-400/630	ECB-800	ECB-1250	ECB-1600
Rated frame current Inm (A)		160	250	400	800	1250	1600
Rated current In (A)		16A-160A	100A-250A	250A-400A 400A-630A	500A-800A	1000A-1250A	1250A-1600A
Rated working voltage Ue (V)		AC400V/AC230V					
Rated insulation voltage Ui (VI)		1000					
Rated impulse withstand voltage Uimp (kV)		8					
Number of poles		3	3	3	3	3	3
Rated ultimate short-circuit breaking capacity Icu (kA)	AC230V	25	25	25	65	65	75
	AC400V	20	20	20	40	40	100
Rated service short-circuit breaking capacity Ics (kA)	AC230V	25	25	25	65	65	65
	AC400V	20	20	20	40	40	85
Utilization category		B	B	B	B	B	B
Electrical life (times)		1000	1000	1000	500	500	500
Mechanical life	Maintenance free	7000	7000	4000	2500	2500	2500
	With maintenance	10000	10000	7000	5000	3500	3500
ECB outline dimension (mm) Width(W)*Length (L)*Height (H)	Number of poles	3P	3P	3P	3P	3P	3P
	Width	155	208	337	418	418	210
	Length	90	105	168	238	238	340
	Height	117	115	155	168	168	229